



Global Meat Market Demand 2027f

Derived from Gira's LTM research by:

Richard Brown

AHDB: Global Britain ... Exploring agricultural export opportunities

London – 17th October 2018

Structure of the Presentation

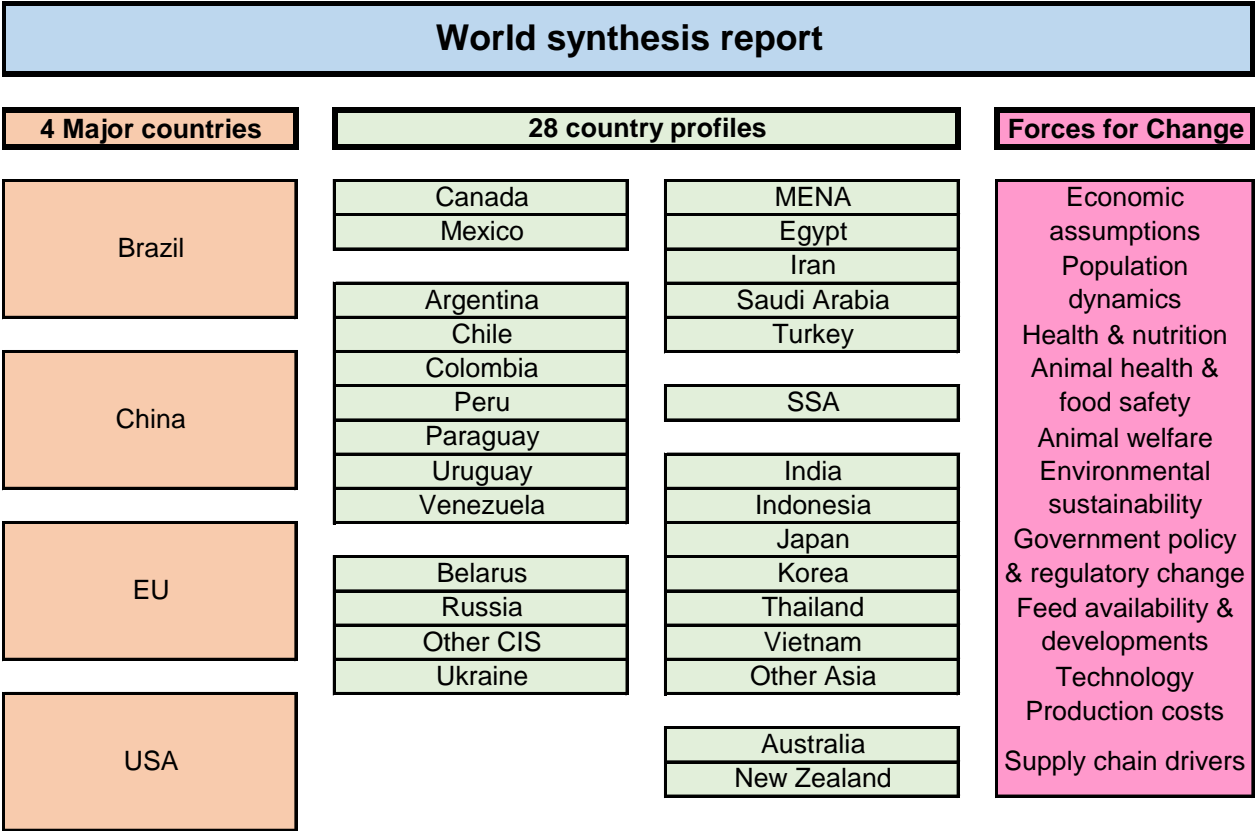
Macro-conclusions for an enormous and fast changing sector



- **Gira perspective** to LTM programme
 - Strong, positive, global trends ... but at an uncertain time in the UK
- **2027f for global meat market**
 - Total meat consumption
 - Demand drivers
 - Supply response
- **Chinese (& Asian) growth**
- **Trade outlook ...**
- **Strategic implications**

Gira's LTM report structure: (6th edition)

Gira perspective from a 2-phase project

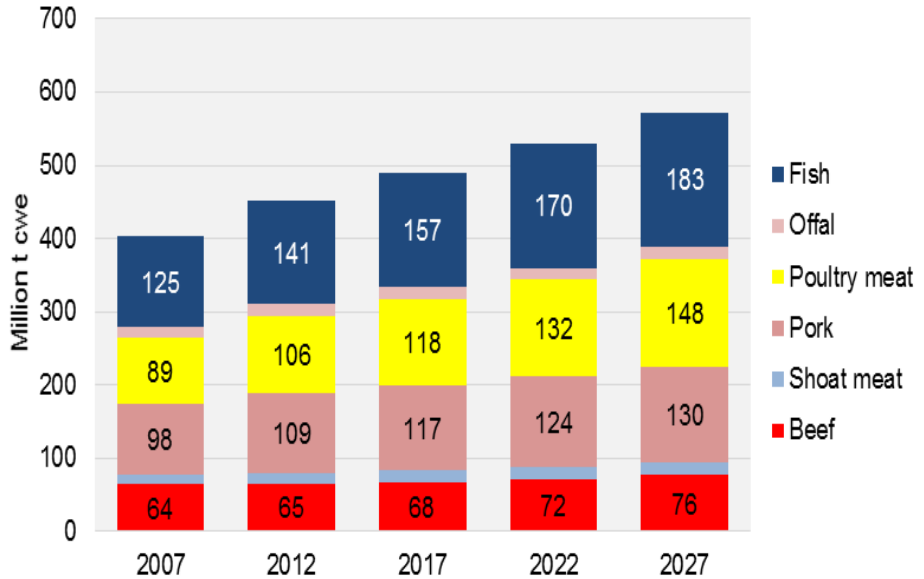


Total global meat consumption outlook

Strong rise: +55 million tonnes from 2017 to 2027

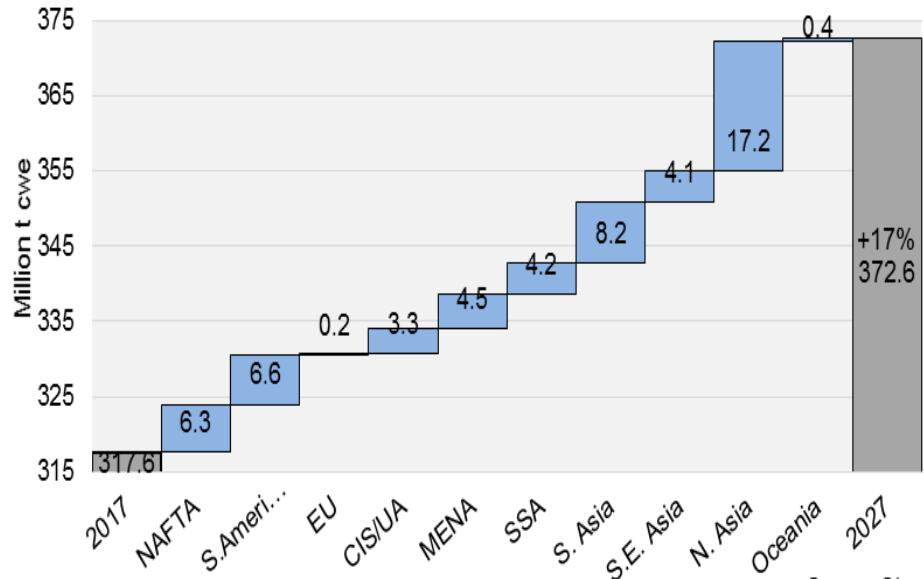


Total meat & fish consumption 2007-2027f



Source: Gira

Meat consumption growth per region 2017-2027f



Source: Gira

Global meat demand drivers & brakes

Strong long term demand drivers continue to outweigh the brakes



Drivers 😊

- Population growth
- Income growth
- Urbanisation
- Functionality: social & nutritional
- Pleasure: flavour etc.
- Availability & affordability
 - Enabled by supply chain productivity gains: upscaling, technology, alignment...
- Better meat marketing
 - Safety & shelf-life
 - Quality & consistency
 - Convenience & image
 - Differentiation & segmentation

Brakes 😞

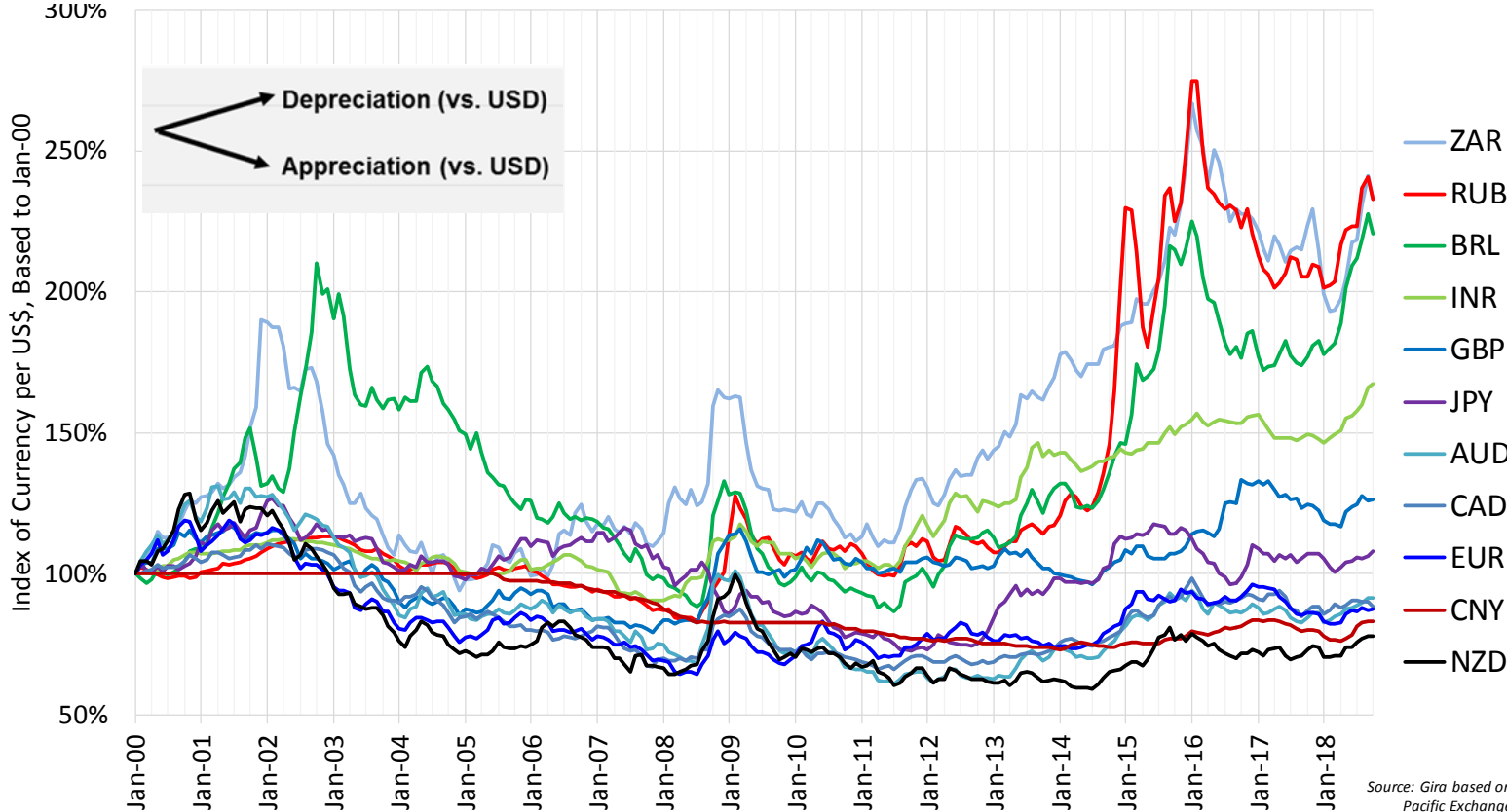
- GFC and aftershocks
- Uncertainty and risk
- Price: meat perceived as expensive
- Social pressures: negative publicity & rising regulatory costs
 - Environmental – COP21 ... COP24, IPCC
 - Animal welfare
 - 'Free-from' pressures
 - Health scares: obesity, cancer, CVDs, etc.
 - Localism (anti-globalisation)
- Vegetarianism & flexitarianism growing...
- Expanding range of meat alternatives
 - Most of which are plant-based
 - Highly active investment arena, with associated publicity and claims of technology breakthrough

Economics: Currency – key competitiveness factor

Relative strength of the Asian currencies



Average Annual Exchange Rate to USD, Indexed to 2000



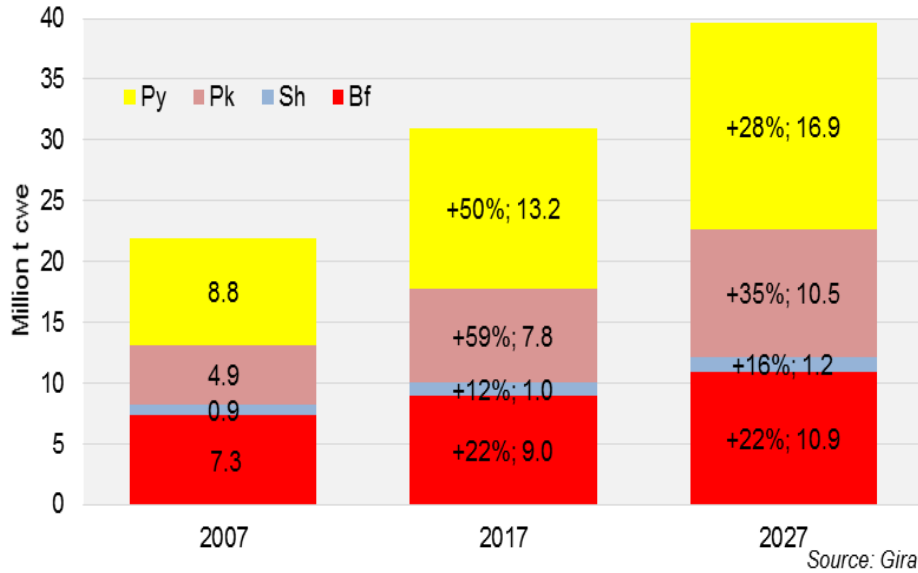
Source: Gira based on Pacific Exchange

Global Meat Trade

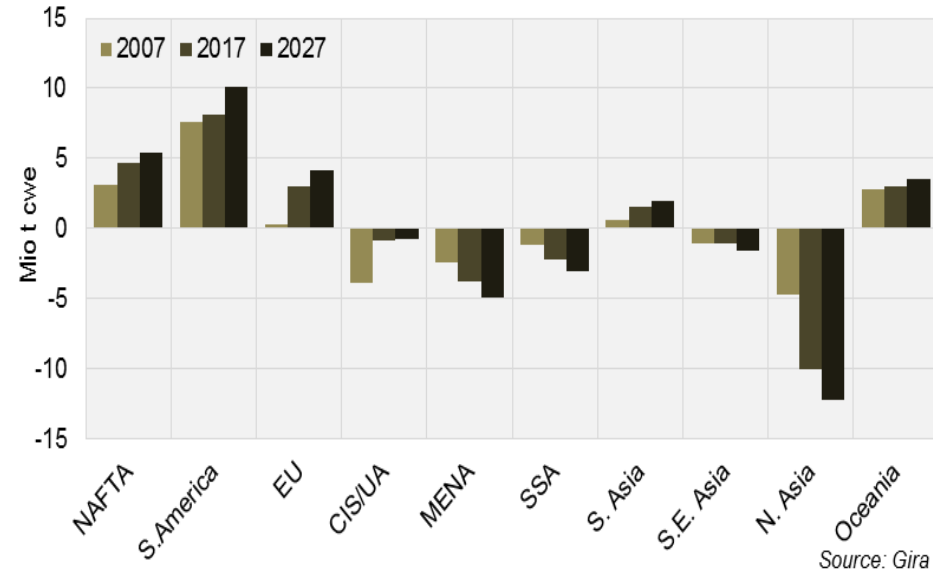
2027 meat trade expected to near 40 mio t cwe (+8.5 mio t)



World meat trade by species 2007, 2017 & 2027f



Net meat trade by region 2007, 2017 & 2027f



Strategic implications

Dynamic & changing situation through to 2027f ...

Continued global demand growth ... but what benefit for UK?



- Robust further **meat consumption increases of 55m t cwe:**
 - Mainly favouring chicken ... : Mainly in developing world: China, other Asia, South America, MENA ... and SSA
 - ... but also positive in developed world ... with ever segmenting & fragmenting markets.
- **Industrialisation** of primary production.
 - Intensification, upscaling, vertical integration (or at least co-ordination), impact of new technologies
- Upscaling, consolidation and **automation of processing**
- **EU27+1 is huge meat sector: but low growth**, with many structural and regulatory constraints; increasingly overtaken by development elsewhere (Asia, N&S America etc).
- **Changing global competition (and export):** reflecting currency, fundamental strengths, FTAs etc
 - South Americans: particularly in Bf and Py: but moderated by local industry constraints.
 - Challenged by India in Bf: commercial capacity to increase offtake if export demand (and local politics) allows.
 - US Pk and Py expansion, but less in Bf.
 - Australian growth in Sh and Bf ... but rain-dependent.
 - NZ positive and ambitious: but landmass limited ... and facing increased CN influence
- **Greater Chinese influence:** import management, investment
- More **impact** of **societal concerns** on meat production systems and geographic expansion
- **Brexit uncertainty:** Health & Harmony ... trade policy (import & export) ... and commercial strategy

This is a summary of the presentation

Should you require more information please contact

Richard Brown

rbrown@girafood.com

+44 1323 870144