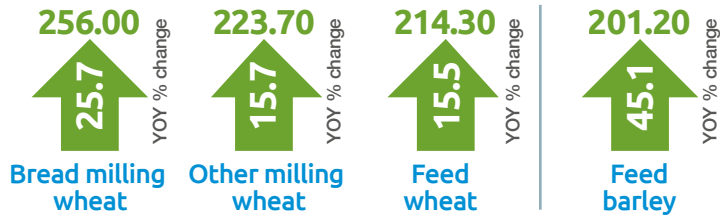
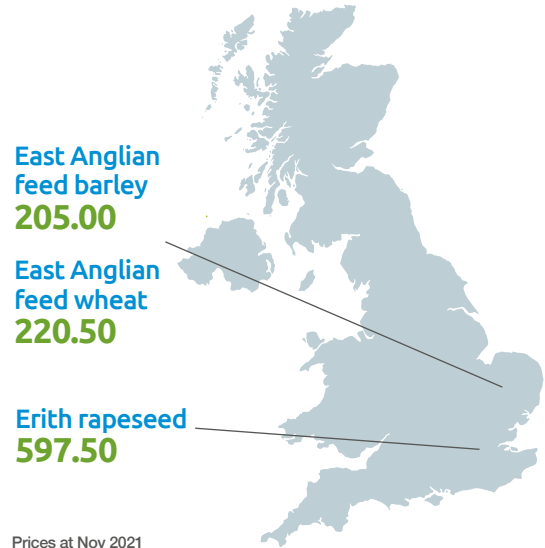


## UK ex-farm prices (£/t)



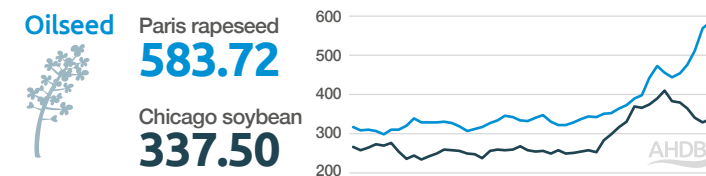
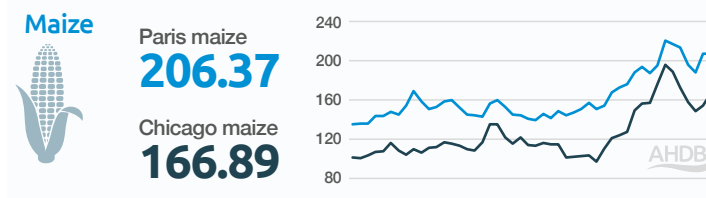
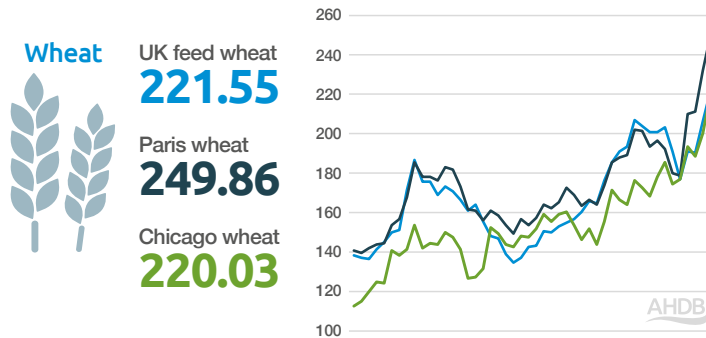
Prices at Nov 2021

## UK delivered prices (£/t)



Prices at Nov 2021

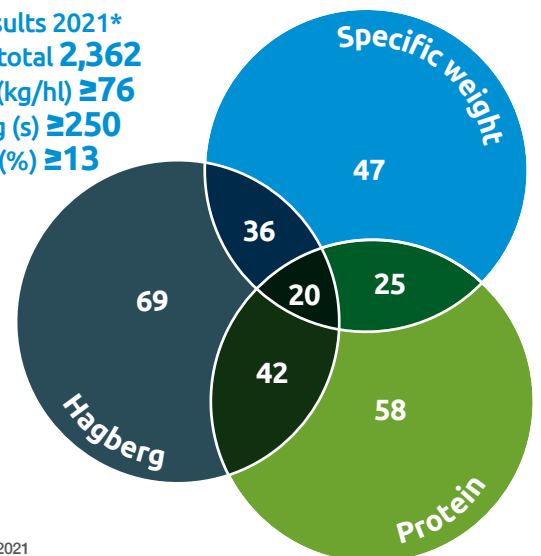
## Futures prices (£/t) (trends since December 2017)



Source: ECB, ICE, Refinitiv, CME. Prices at Nov 2021 (Nearby prices)

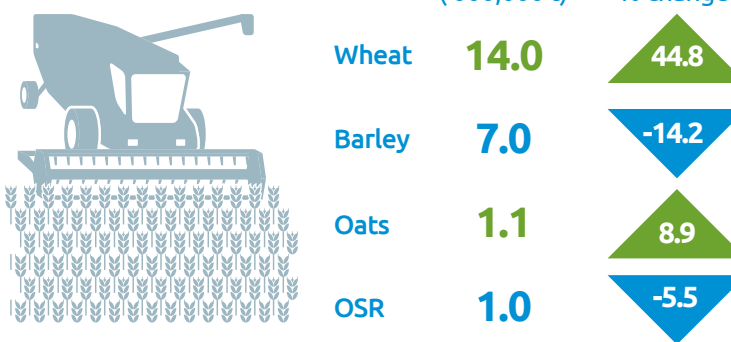
## GB Cereals Quality Survey

Final results 2021\*  
Sample total **2,362**  
Weight (kg/hl) **≥76**  
Hagberg (s) **≥250**  
Protein (%) **≥13**



\*Group 1  
Data at: Nov 2021

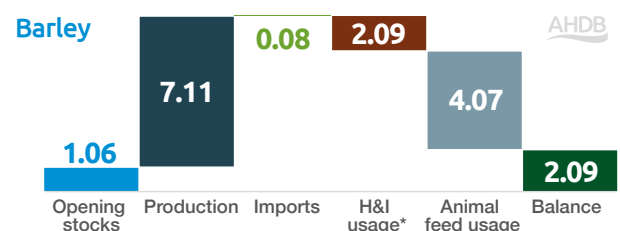
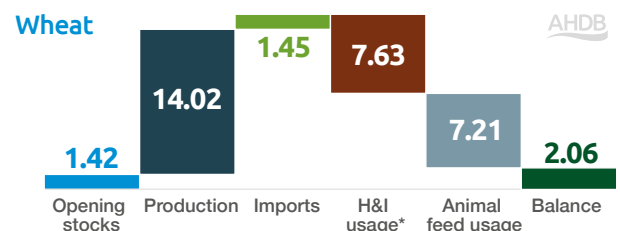
## UK production



Source: Defra, Dec 2021

## UK supply and demand

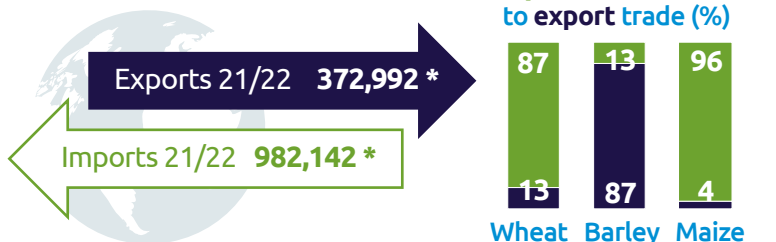
Wheat and Barley 2021/22 balance sheets - Nov 2021 (Mt)



Source: AHDB, Defra. Volumes at Nov 2021 \*Includes seed and other

## UK trade (t)

### UK import trade compared to export trade (%)



Source: HMRC, as at Nov 2021. Traded 2021/22 crop year, year to date to Sep. \*Total wheat, barley & maize