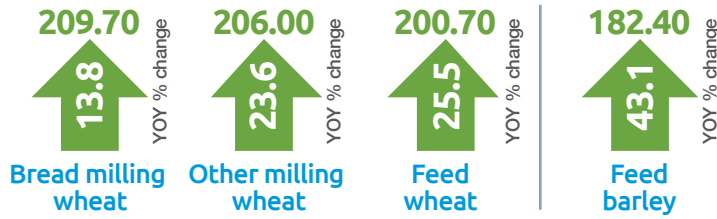
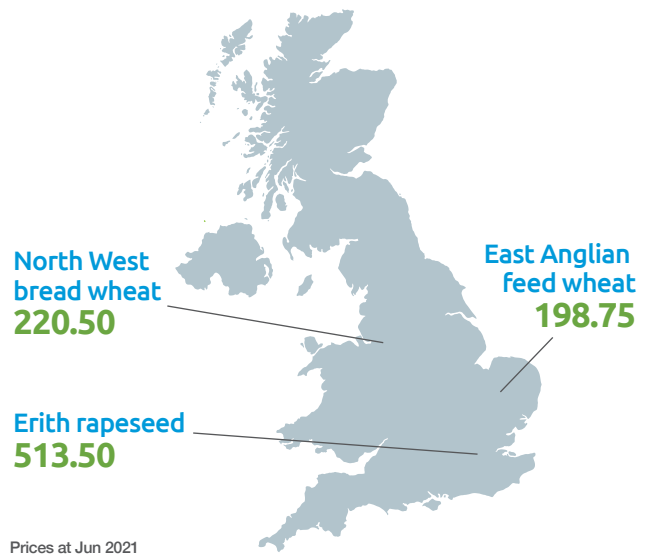


UK Corn Returns: Ex-farm prices (£/t)



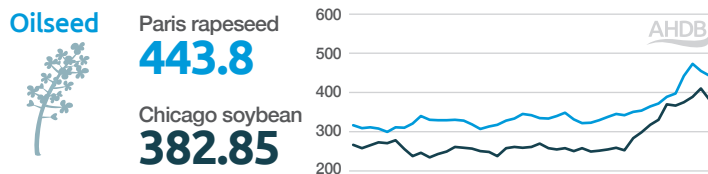
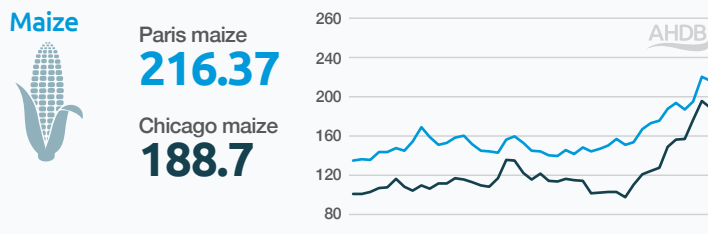
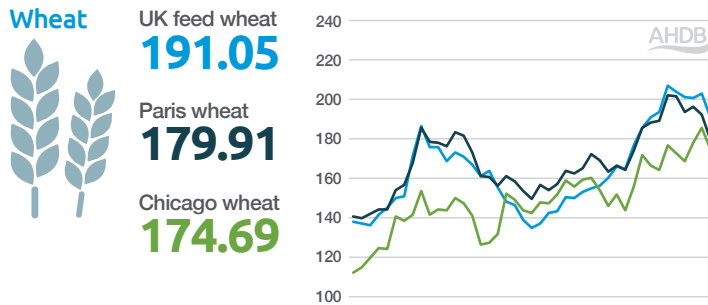
Prices at Jun 2021

UK delivered prices (£/t)



Prices at Jun 2021

Futures prices (£/t) (trends since December 2017)



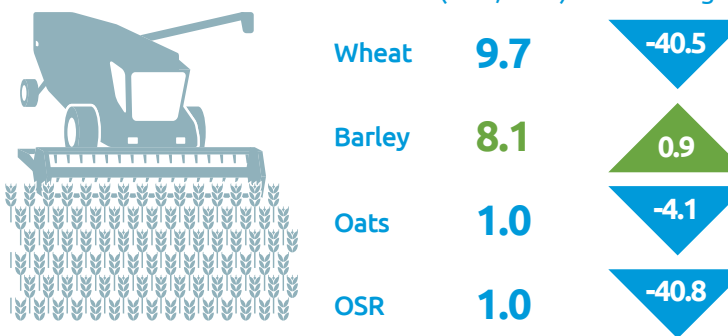
Source: ICE, ECB, CME, Refinitiv. Prices at Jun 2021 (Nearby prices)

GB Planting and Variety Survey results

	Final 2020	Estimate 2021	YOY % change
Wheat	1,380	1,742	26
Barley	1,367	1,119	-18
Oats	208	211	1
OSR	379	322	-15

Source: AHDB, Defra, Scottish Government

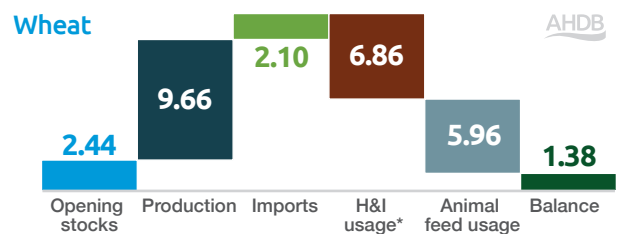
UK production



Source: Defra. Volumes at Dec 2020

UK supply and demand

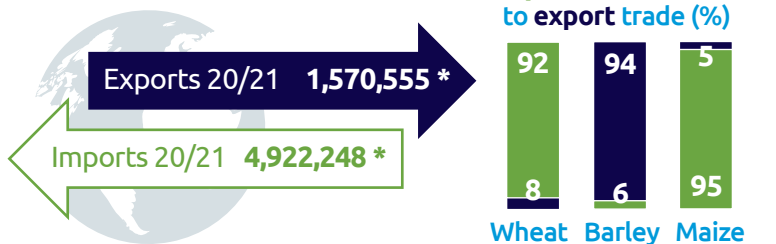
Wheat and Barley 2020/21 balance sheets - May 2021 estimates (Mt)



Source: AHDB, Defra. Volumes at Nov 2020. *Includes seed and other

UK trade (t)

UK import trade compared to export trade (%)



Source: HMRC, as at Jul 2021. Traded 2020/21 crop year, year to date May. *Total wheat, barley and maize