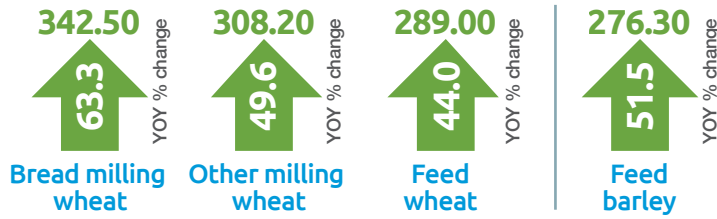
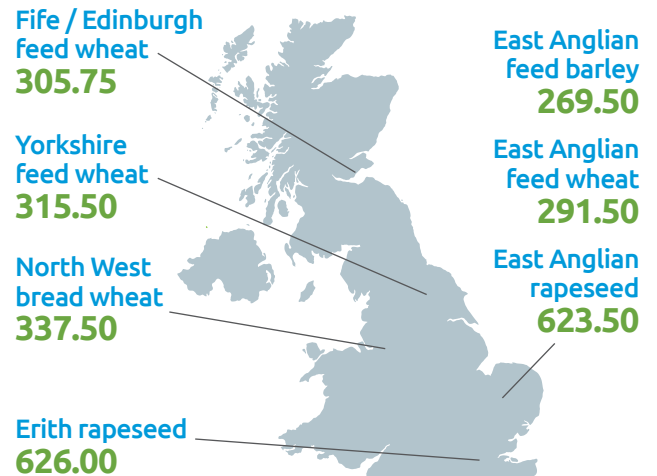


UK Corn Returns: Ex-farm prices (£/t)



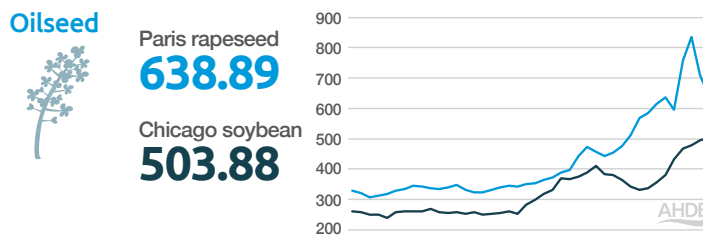
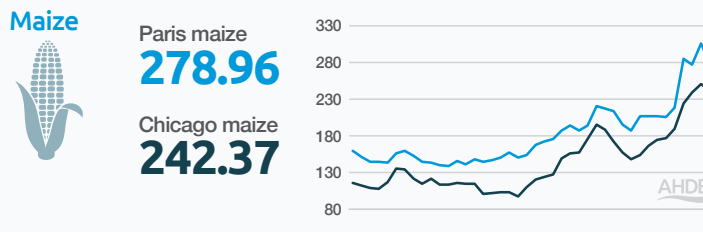
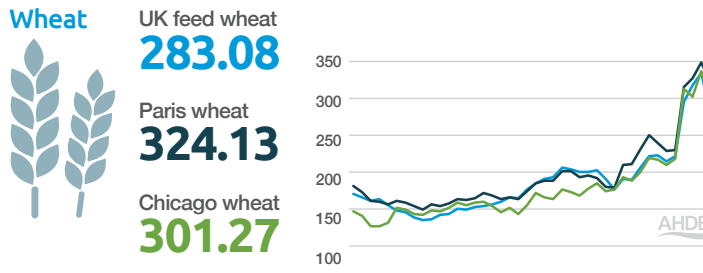
Prices at Jun 2022

UK delivered prices (£/t)



Prices at Jun 2022 (Harvest month delivery)

Futures prices (£/t) (trends since January 2019)



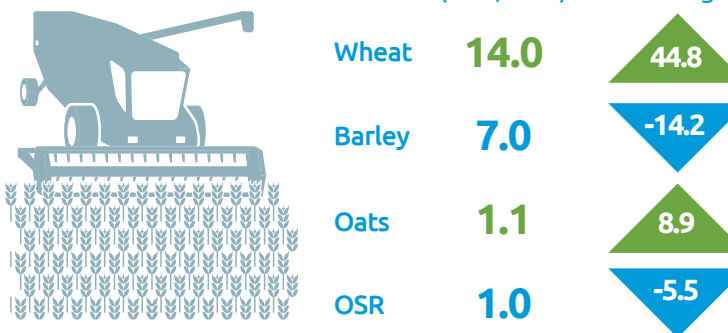
Source: ICE, EURONEXT, ECB, CME, Refinitiv. Prices at Jun 2022 (Nearby prices)

GB Planting and Variety Survey results ('000 hectares)

	Final 2021	Estimate 2022	YOY % change
Wheat	1,790	1,807	0.9
Barley	1,150	1,103	-4.0
Oats	200	183	-8.5
OSR	307	336	9.1

Source: AHDB, Defra, Scottish Government

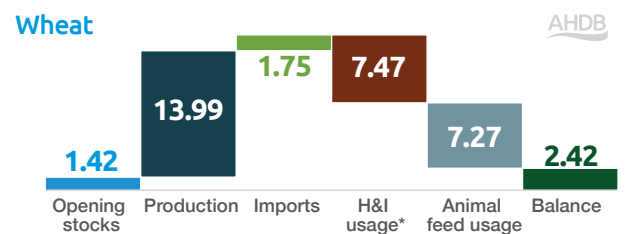
UK production



Source: Defra. Volumes at Dec 2021

UK supply and demand

Wheat and Barley 2020/21 balance sheets - May 2022 (Mt)



Source: AHDB, Defra. Volumes at May 2022 *Includes seed and other

UK trade (t)

UK import trade compared to export trade (%)



Source: HMRC, as at Jul 2022. Traded 2021/22 crop year, year to date May. *Total wheat, barley and maize