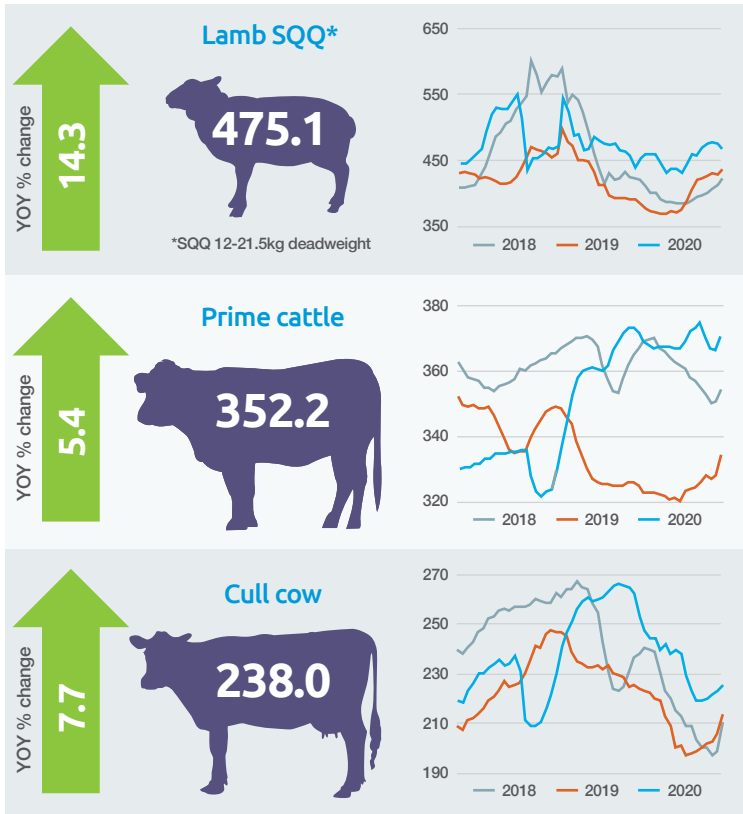


BEEF AND LAMB AT A GLANCE

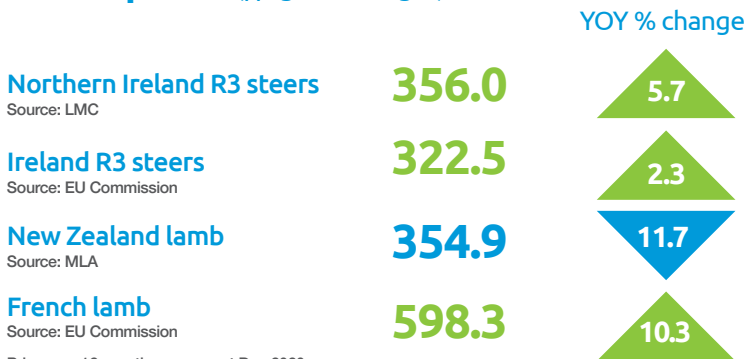
Winter 2020

GB prices (p/kg deadweight)



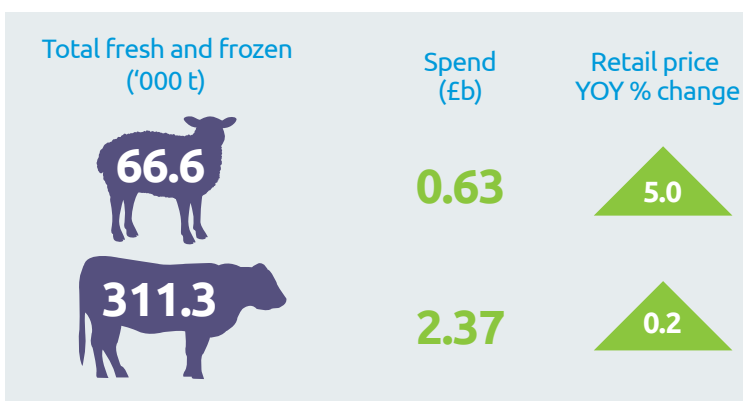
Prices are 12-month averages at Dec 2020

Global prices (p/kg deadweight)



Prices are 12-month averages at Dec 2020

GB consumption




Source: Kantar, 52 w/e 27 Dec 2020, GB household consumption and spend

UK slaughtering (head)

	2019	2020
Prime cattle	2,010,118	2,038,202
Cows	665,949	671,598
Clean sheep	13,162,443	12,941,590

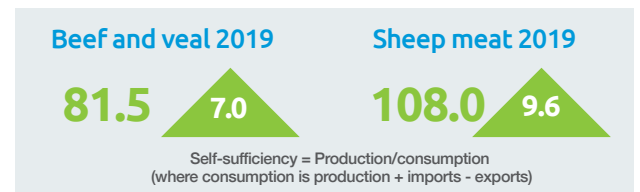
Source: Defra. Volumes are 12-month totals ending Nov

UK production ('000 t)



Source: Defra. Volumes are 12-month totals ending Nov

UK self-sufficiency (%)



Source: AHDB. Calculations based on data from Defra, IHS Maritime & Trade - Global Trade Atlas@-HMRC

UK trade (t)



UK trade (%) with the EU compared to the rest of the world



Source: IHS Maritime & Trade - Global Trade Atlas@/HMRC. Traded Nov 19 - Oct 20
 *Total fresh and frozen

Further publication of the trade data is prohibited, unless expressly permitted by IHS Maritime & Trade

For more information go to ahdb.org.uk/beef/beef-markets and ahdb.org.uk/lamb/lamb-markets