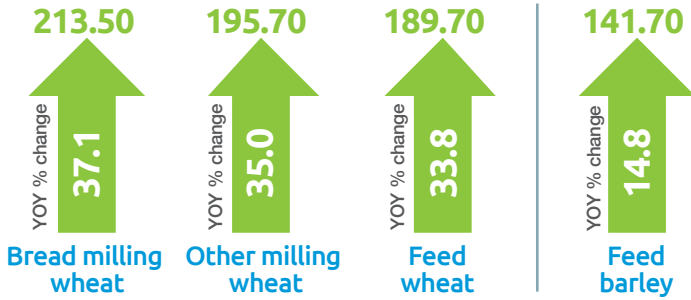


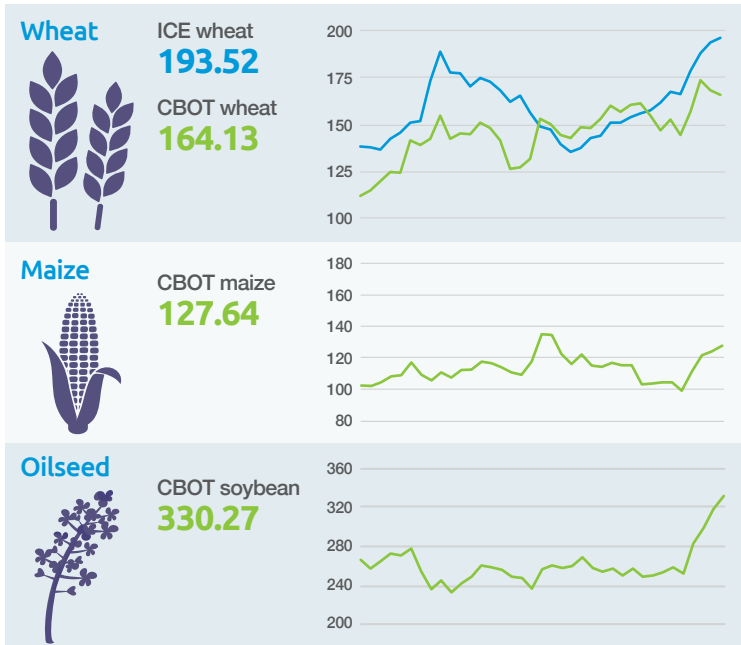
CEREALS AND OILSEEDS AT A GLANCE Winter 2020

UK Corn Returns: Ex-farm prices (£/t)



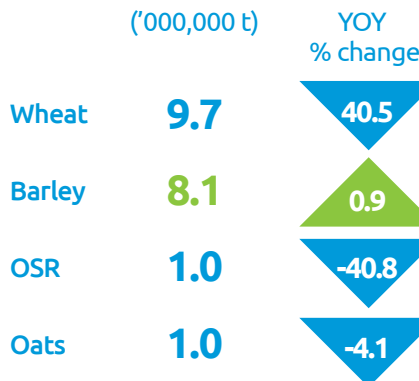
Prices at Dec 2020

Futures prices (£/t) (trends since April 2017)



Source: ICE, ECB, CME. Prices at Dec 2020 (Nearby prices)

UK production



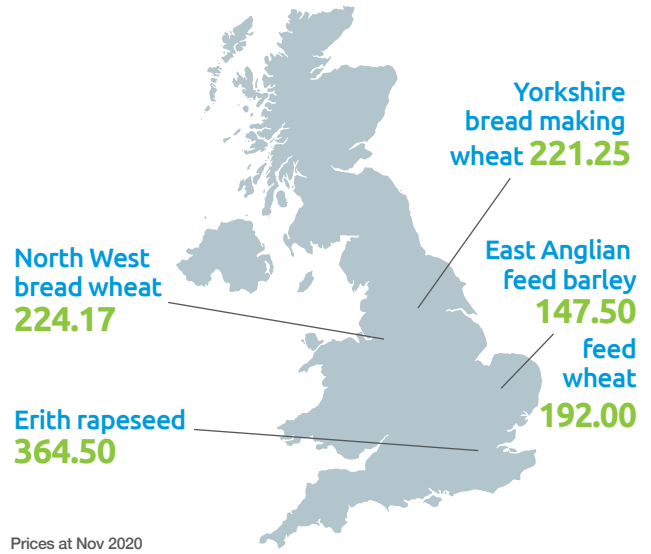
Source: Defra. Volumes at Dec 2020

UK trade (t)



Source: HMRC, as at Dec 2020. Traded 2020/21 crop year, year to date Oct. *Total wheat, barley and maize

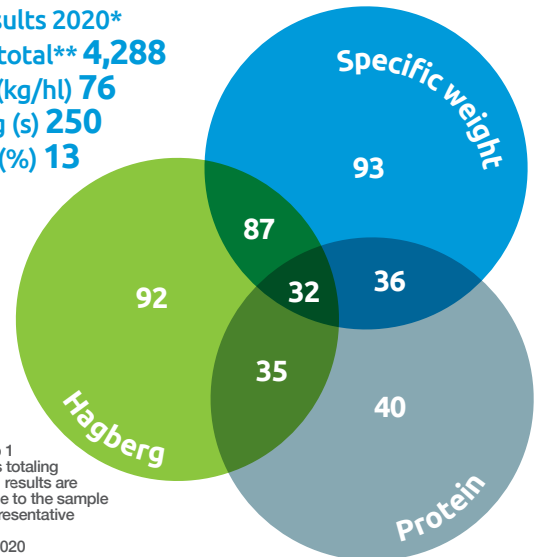
UK delivered prices (£/t)



Prices at Nov 2020

GB Cereals Quality Survey

Final results 2020*
Sample total** 4,288
Weight (kg/hl) 76
Hagberg (s) 250
Protein (%) 13

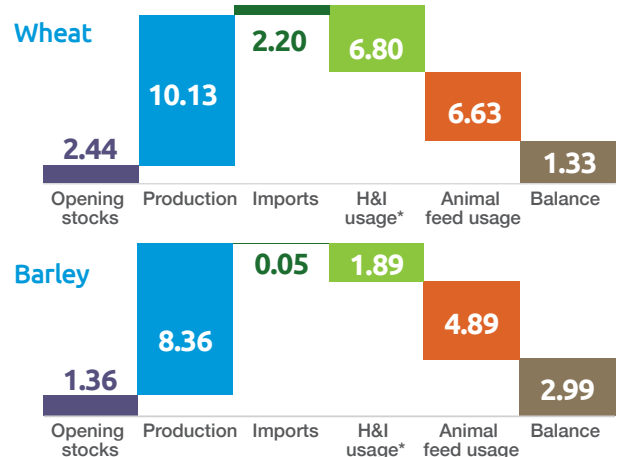


*Nabim group 1
**For samples totaling less than 100, results are not shown due to the sample not being representative

Data at Nov 2020

UK supply and demand

Wheat and Barley 2020/21 balance sheets - November estimates (Mt)



Source: AHDB, Defra. Volumes at Nov 2020 *Includes seed and other

For more information go to ahdb.org.uk/cereals-oilseeds-markets