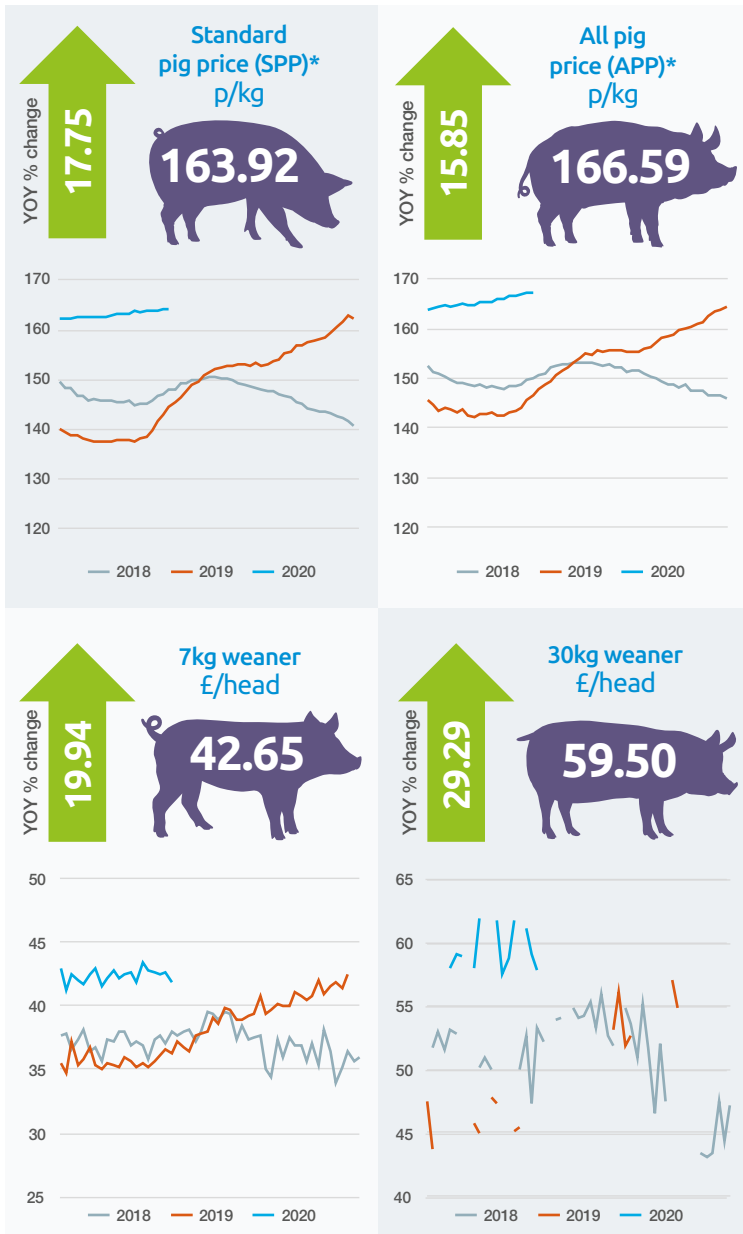


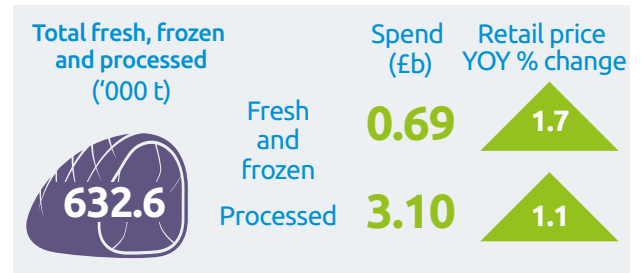
# PORK AT A GLANCE

Summer 2020

## GB prices



## GB consumption



Source: Kantar Worldpanel, 52 w/e 19 Apr 2020, household consumption

## UK slaughtering (head)

	2018	2019	2020
Clean pigs	3,519,616	3,522,283	3,675,103
Sows and adult boars	86,514	83,228	84,000

Source: Defra, YTD Jan-Apr

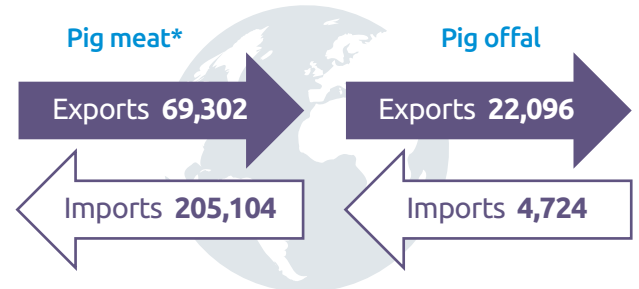
## UK self-sufficiency (%)



Data at: Apr 2020

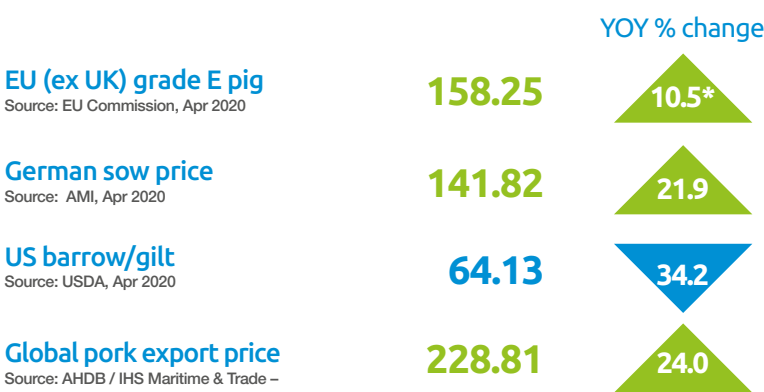
Source: Defra, IHS Maritime & Trade - Global Trade Atlas®-HMRC, Statistics Germany, Agentia Tributaria, CSO Ireland, AHDB

## UK trade (t)



Data at: Apr 2020, \*EU spec

## Global prices (p/kg deadweight)



\* Comparison is with EU28 price in April 2019.

## UK trade (%) with the EU compared to the rest of the world



Source: IHS Maritime & Trade - Global Trade Atlas®-HMRC, at May 2020. Traded Jan - Mar 2020

\* Pig meat = Fresh/frozen pork, bacon, processed hams and sausage

Further publication of the trade data is prohibited, unless expressly permitted by IHS Maritime & Trade

For more information go to [ahdb.org.uk/pork/pork-markets](http://ahdb.org.uk/pork/pork-markets)