


# POTATOES AT A GLANCE

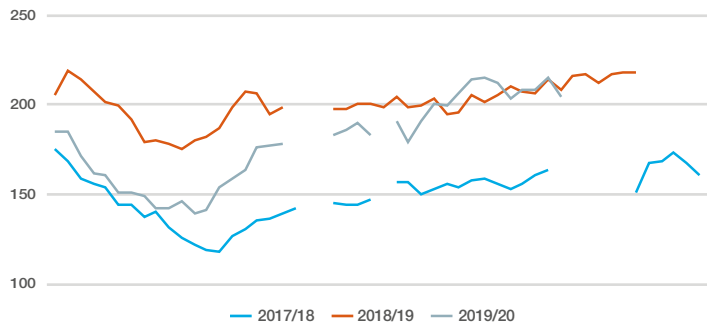
Summer 2020

## GB prices (£/t)



w/e 2 May 2020, compared with w/e 4 May 2019

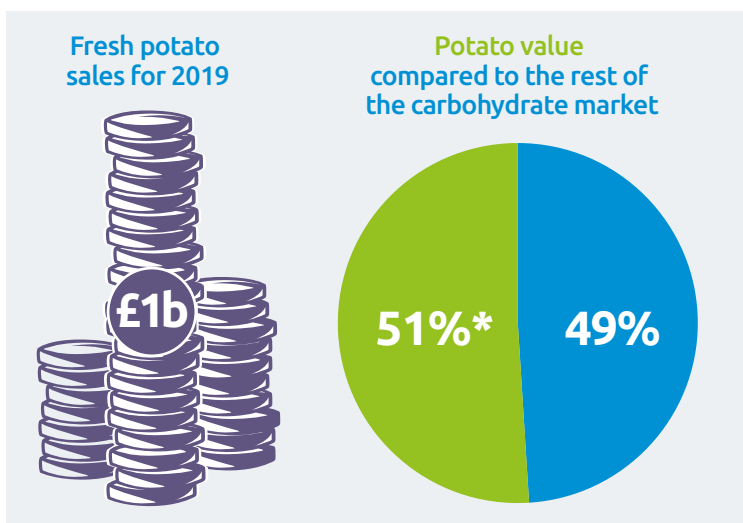
## GB average WAPS prices (£/t)



## International prices (£/t)

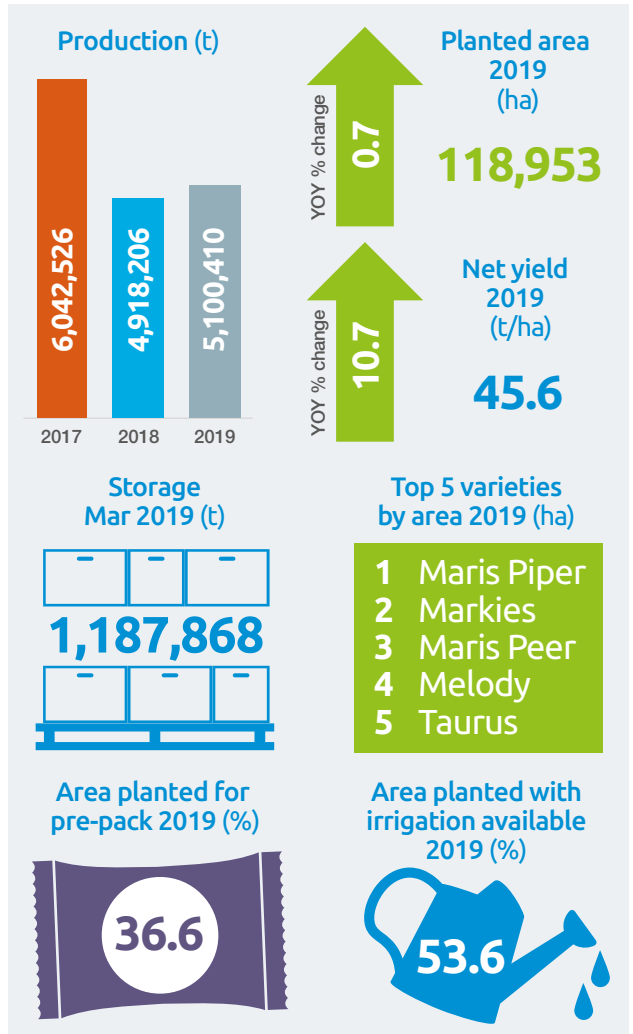
	Mar 2019	Mar 2020
<b>Belgium Bintje</b> Source: Belgapom	<b>235</b>	<b>89</b>
<b>Belgium Fontane</b> Source: Fiwap/PCA	<b>256 - 273</b>	<b>89 - 107</b>
<b>Germany Innovator</b> Source: REKA, 40mm+ Source: VTA as at w/e 13 Mar 2020	<b>273 - 278</b>	<b>98</b>

## GB consumption



Source: Kantar Worldpanel, 52 weeks w/e 19 Apr 2020, household consumption  
\*Includes fresh and processed potatoes

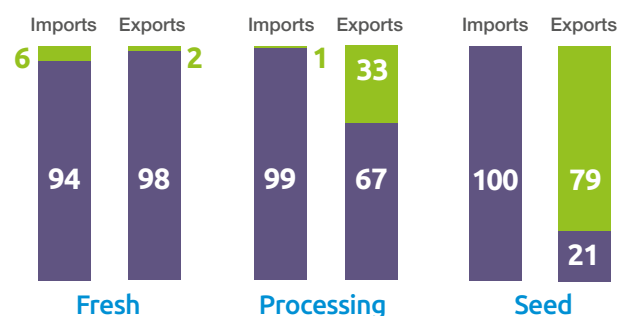
## GB production



## UK trade (t)



## UK trade with the EU compared to the rest of the world (%)



Source: HMRC, as at May 2020, year to date Mar

For more information go to [ahdb.org.uk/potato/potato-markets](http://ahdb.org.uk/potato/potato-markets)