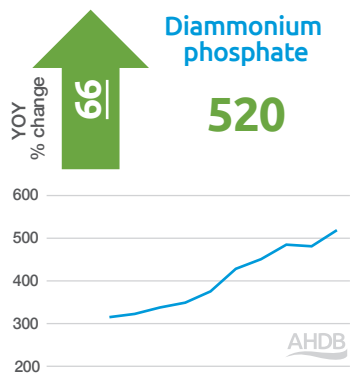
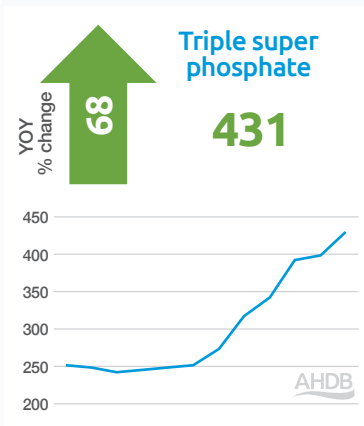
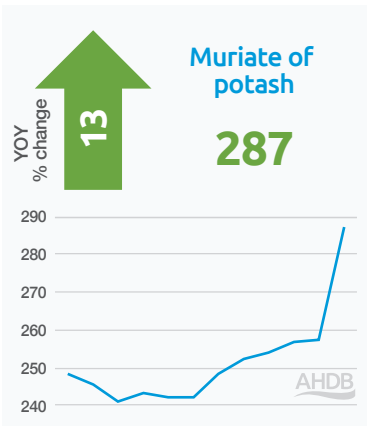
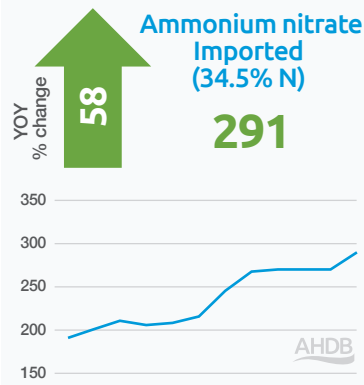
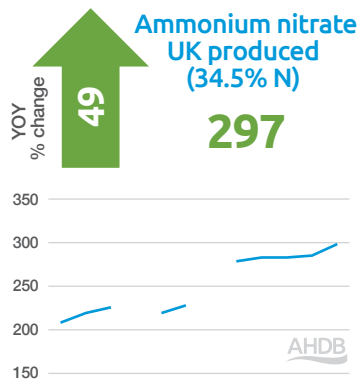


FARM INPUTS AT A GLANCE

Summer 2021

UK fertiliser prices (with 12-month trends to Jun 2021, €/t)



Power (p/kWh)



	Q1 2020	Q1 2021	YOY % change
Electricity	13.66	14.00	34
Gas	2.414	2.280	-13

Source: BEIS. Average price of fuel purchased by non-domestic consumers (excluding climate change levy)

Currency (with 12-month trends to 12 Aug 2021)

£:€ **1.1800** £:US\$ **1.3852** US\$:€ **0.8519**



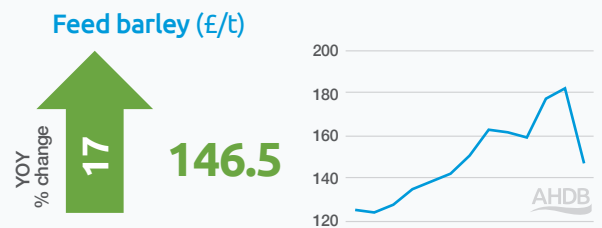
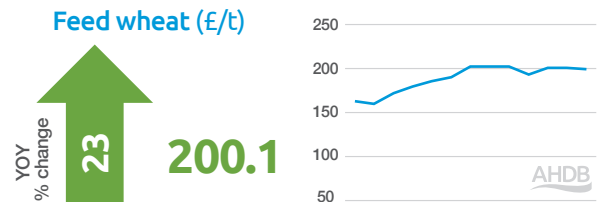
Source: European Central Bank, Aug 2021



UK feed ingredient prices (€/t)

	Jun 2021	YOY % change
Maize gluten	n/a	n/a
Soyameal (Hi-Pro)	350	35
Soyameal Brazilian (48%)	n/a	n/a
Rapemeal (34%)	296	55
Pelleted wheat feed	n/a	n/a

UK ex-farm prices (with 12-month trends to Jul 2021)



Hay and straw prices (€/t)

	Jul 2021	YOY % change
Big bale hay	90	48
Big sq. baled barley straw	107	81
Big sq. baled wheat straw	104	89

Source: British Hay & Straw Merchants' Association, England and Wales



Fuel prices (including duty)

	Jul 2021	YOY % change
Red diesel (p/l)	66.00	31
Diesel (p/l)	135.37	16
Crude oil (€/barrel)	73.53	69

Source: HMRC, Defra, OPEC, DECC

For more information go to ahdb.org.uk

