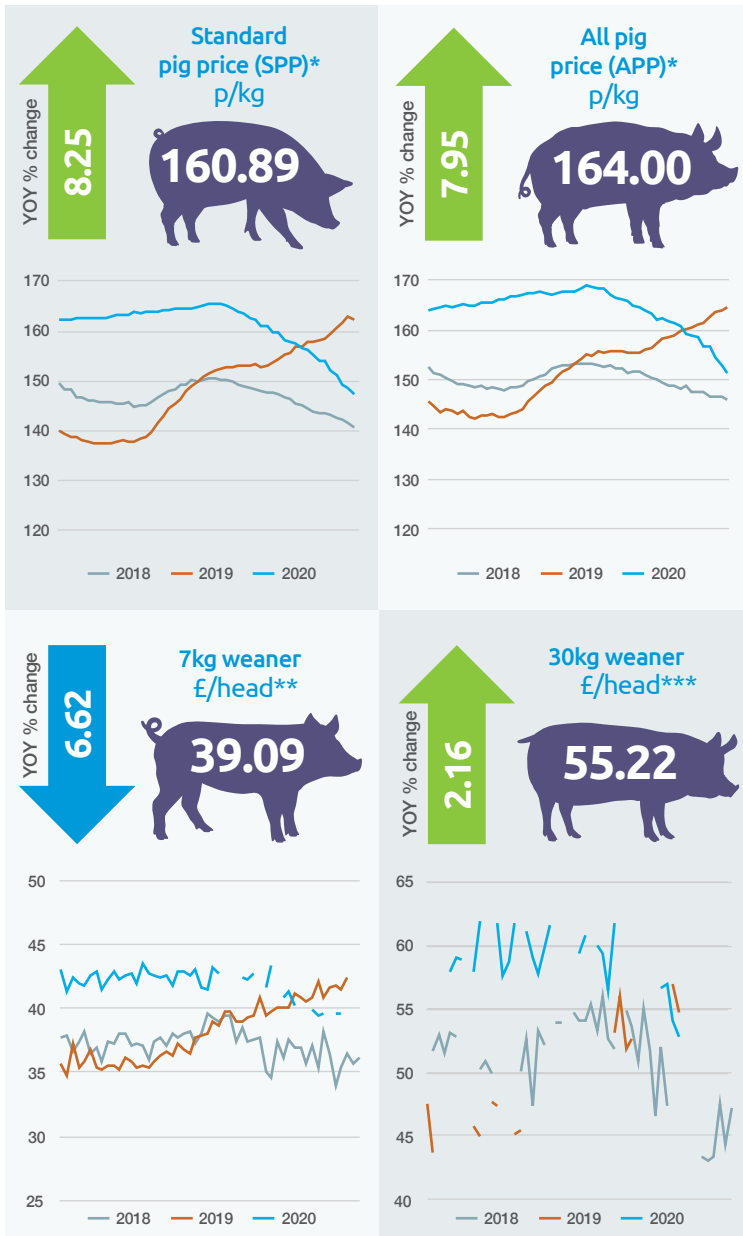


GB prices

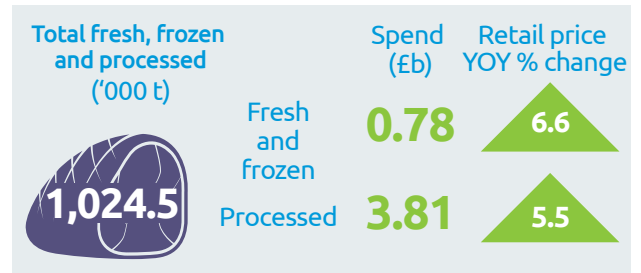


* EU spec prices are 12-month averages at Dec 2020
 Year-on-year % price change is versus same period the previous year
 ** Monthly price at Dec 2020. Year-on-year % change is versus Dec 2019
 *** Monthly price at Oct 2020. Year-on-year % change is versus Oct 2019

Global prices (p/kg deadweight)



GB consumption



Source: Kantar, 52 w/e 27 Dec 2020, GB household consumption and spend
 Processed pork includes bacon, gammon, burgers/ grills, sausages and sliced cooked meats

UK slaughtering (head)

	2018	2019	2020
Clean pigs	10,677,421	10,790,363	10,906,915
Sows and adult boars	258,414	242,049	244,058

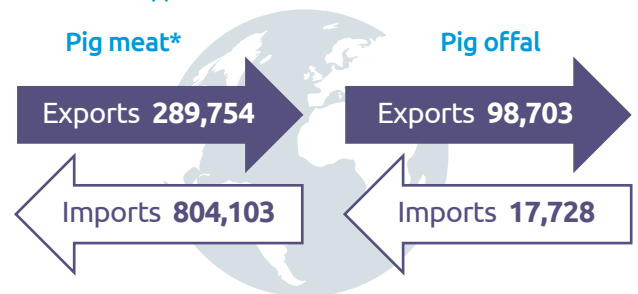
Source: Defra, volumes are 12-month totals ending Nov

UK self-sufficiency (%)



Source: Defra, IHS Maritime & Trade - Global Trade Atlas® - HMRC, Statistics Germany, Agentia Tributaria, CSO Ireland, AHDB

UK trade (t)



UK trade (%) with the EU compared to the rest of the world



Source: IHS Maritime & Trade - Global Trade Atlas® - HMRC
 Traded Nov 2019 - Oct 2020

* Pig meat = Fresh/frozen pork, bacon, processed hams and sausage

Further publication of the trade data is prohibited, unless expressly permitted by IHS Maritime & Trade

For more information go to ahdb.org.uk/pork/pork-markets