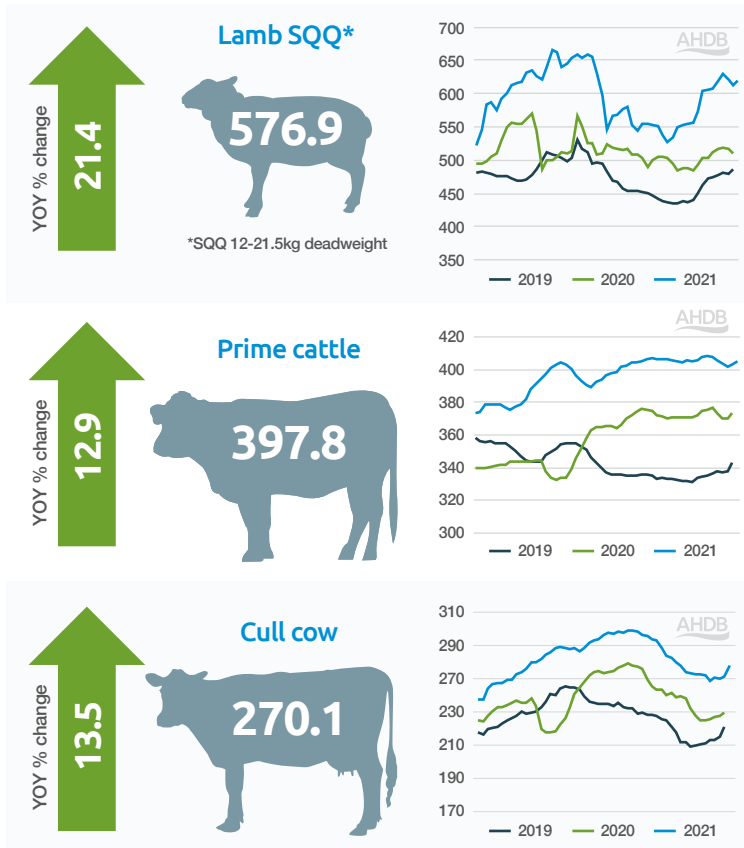


# Beef and lamb at a glance - Spring 2022

## GB prices (p/kg deadweight)




Prices quoted are 12-month averages for Jan-Dec 2021. Graphs show weekly prices

## UK slaughtering ('000 head)

	2020	2021
Prime cattle	2,049.6	1,952.8
Cows	676.2	639.4
Clean sheep	13,059.4	11,709.0


Defra, 12-month total ending Dec

## UK production ('000 tonnes)



Defra, 12-month total ending Dec

## UK self-sufficiency (%)



Production/consumption (where consumption is production + imports - exports)

Source: AHDB. Calculations based upon data from Defra, IHS Maritime & Trade - Global Trade Atlas®/HMRC

## Global prices (p/kg deadweight)

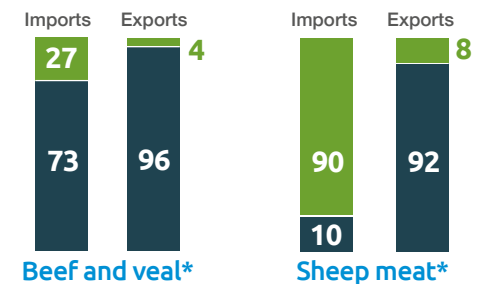
	Price (p/kg)	YOY % change
Northern Ireland R3 steers Source: LMC	<b>393.9</b>	<b>10.6</b>
Ireland R3 steers Source: EU Commission	<b>350.2</b>	<b>8.5</b>
New Zealand lamb Source: MLA	<b>410.5</b>	<b>15.7</b>
French lamb Source: EU Commission	<b>634.8</b>	<b>6.1</b>

Prices quoted are 12-month averages for Jan-Dec 2021

## UK trade (t)



## UK trade (%) with the EU compared to the rest of the world



\*Total fresh and frozen

Source: IHS Maritime & Trade - Global Trade Atlas®/HMRC, 12-month total ending Dec 2021  
 Further publication of the trade data is prohibited, unless expressly permitted by IHS Maritime & Trade

## GB retail sales

	Total primary and processed volume ('000 t)	Spend (£b)	Retail price YOY % change
Lamb	<b>69.0</b>	<b>0.67</b>	<b>4.2</b>
Beef	<b>381.6</b>	<b>3.02</b>	<b>3.2</b>

Source: Kantar, 52 w/e 26 Dec 2021, GB household consumption and spend  
 Primary beef and lamb includes steaks, roasting joints, chops, mince and stewing  
 Processed beef and lamb includes burgers, grills, sliced cooked meats and sausages

For more information go to [ahdb.org.uk/beef/beef-markets](https://ahdb.org.uk/beef/beef-markets) and [ahdb.org.uk/lamb/lamb-markets](https://ahdb.org.uk/lamb/lamb-markets)