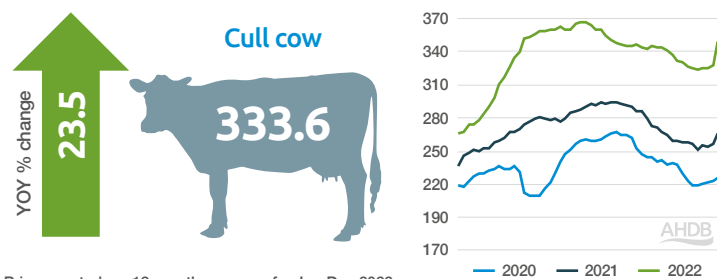
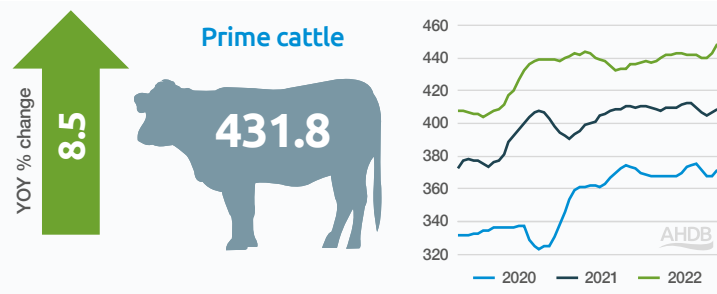
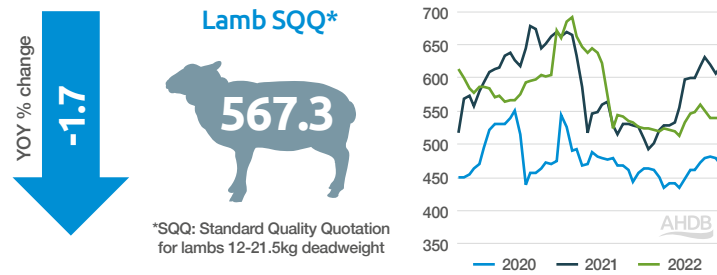


Beef and lamb at a glance

Spring 2023

GB prices (p/kg deadweight)




Prices quoted are 12-month averages for Jan-Dec 2022
Graphs show weekly prices

UK slaughtering ('000 head)

	2021	2022
Prime cattle	1,955.6	1,985.7
Cows	640.9	673.7
Clean sheep	11,774.3	12,145.6


Source: Defra, 12-month totals ending Dec

UK production ('000 t)



Source: Defra, 12-month totals ending Dec

UK self-sufficiency (%)



Year on year % point change shown in the triangle
Production/consumption (where consumption is production + imports - exports)
Source: AHDB. Calculations based upon data from Defra, UK HMRC compiled by Trade Data Monitor LLC

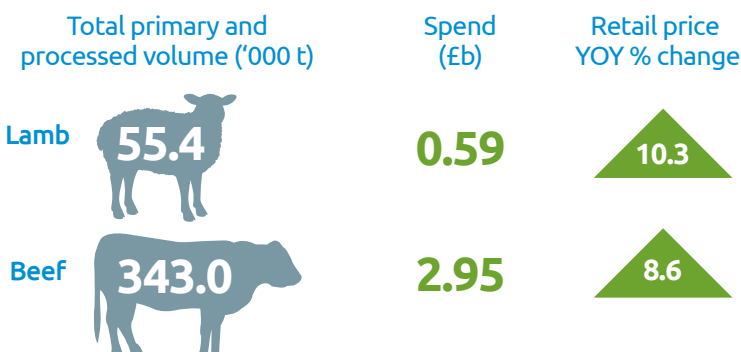
Global prices (p/kg deadweight)



UK trade (t)

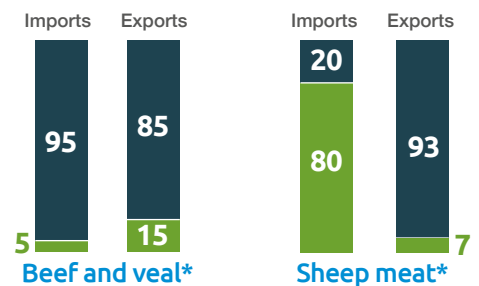


GB retail sales



Source: Kantar, 52 w/e 25 Dec 2022, GB household consumption and spend
Primary beef and lamb includes steaks, roasting joints, chops, mince and stewing
Processed beef and lamb includes burgers, grills, sliced cooked meats, beef and lamb sausages

UK trade (%) with the EU compared to the rest of the world



*Total fresh and frozen
Source: UK HMRC compiled by Trade Data Monitor LLC, 12-month totals ending Dec 2022
Further publication of the trade flow information is prohibited unless expressly permitted by Trade Data Monitor LLC

For more information go to ahdb.org.uk/beef/beef-markets and ahdb.org.uk/lamb/lamb-markets

