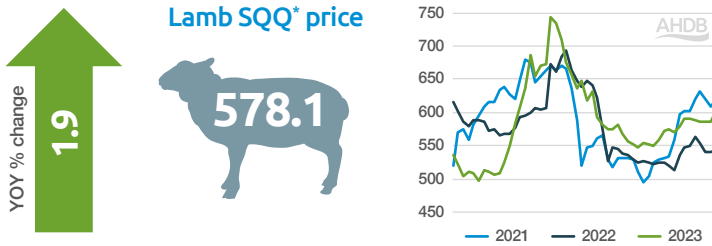
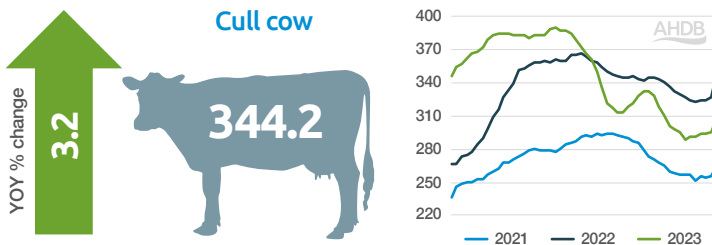
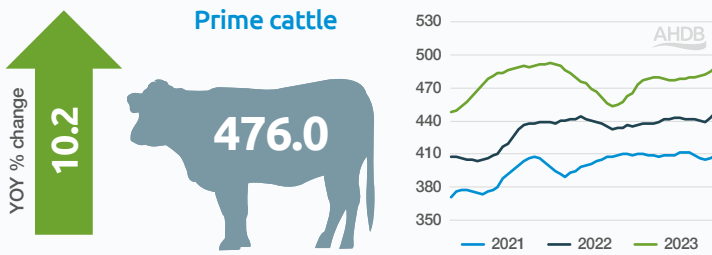


## GB prices (p/kg deadweight)



\*SQQ: Standard Quality Quotation for lambs 12–21.5 kg deadweight. With effect from week ending 25 November 2023, AHDB introduced a change to deadweight sheep price reporting to help standardise dressing specifications across the survey




Prices quoted are 12-month averages for Jan–Dec 2023  
Graphs show weekly prices

## Global prices (p/kg deadweight)



## GB retail sales




## UK slaughterings ('000 head)

	2022	2023
Prime cattle	2,061.4	2,035.0
Cows	627.3	611.8
Clean sheep	12,254.6	12,278.6

Source: Defra, 12-month total ending Dec

## UK production ('000 t)




Source: Defra, 12-month total ending Dec

## UK self-sufficiency 2023 (%)



Year-on-year percentage point change shown in the triangle.  
Production/consumption (where consumption is production + imports – exports)  
Source: AHDB. Calculations based upon data from Defra, UK HMRC compiled by Trade Data Monitor LLC

## UK trade (t)



## UK trade (%) with the EU compared to the rest of the world



\*Total fresh and frozen  
Source: UK HMRC compiled by Trade Data Monitor LLC, 12-month total ending Dec 2023. Further publication of the trade flow information is prohibited unless expressly permitted by Trade Data Monitor LLC

For more information go to [ahdb.org.uk/beef/beef-markets](https://ahdb.org.uk/beef/beef-markets) and [ahdb.org.uk/lamb/lamb-markets](https://ahdb.org.uk/lamb/lamb-markets)