

## GB farm data as of 1 April 2021



**8,040**  
producers

with



**1.67 million**  
cows in milking herd

at an average yield of 7,515 litres per year

producing

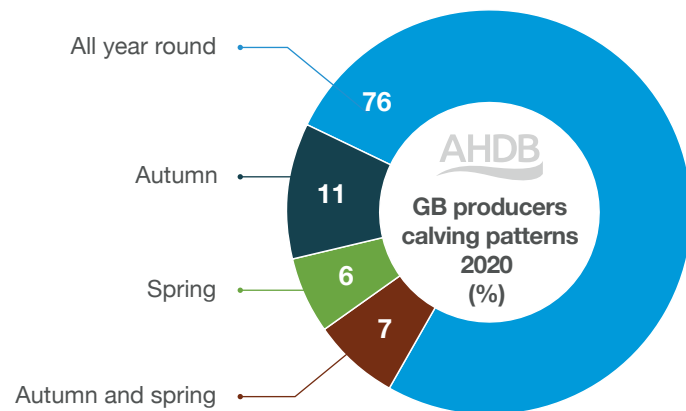


**12.6 billion**  
litres per year

Note: Milk production figures based upon 2020/21 milk year  
Source: AHDB, BCMS

## GB milk production

### Calving patterns



Source: AHDB

### Organic v conventional milk (%) (2020/21 milk year)



Source: Defra, AHDB

Organic Conventional



## UK milk utilisation

(2020/21 milk year)

Milk supply 14.2bn litres (%)

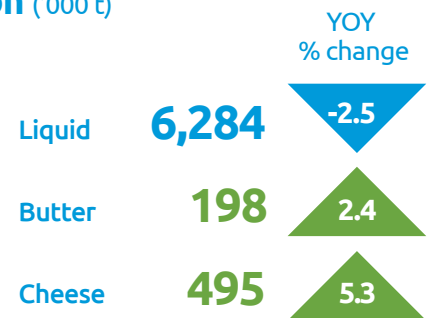



Source: Defra

Liquid milk Cheese Butter Milk powders  
Yoghurt Cream Other dairy products



## UK production ('000 t)



Source: Defra, Volumes are 12-month totals for the 2020/21 milk year

## GB retail spend (£b)

2021



2020

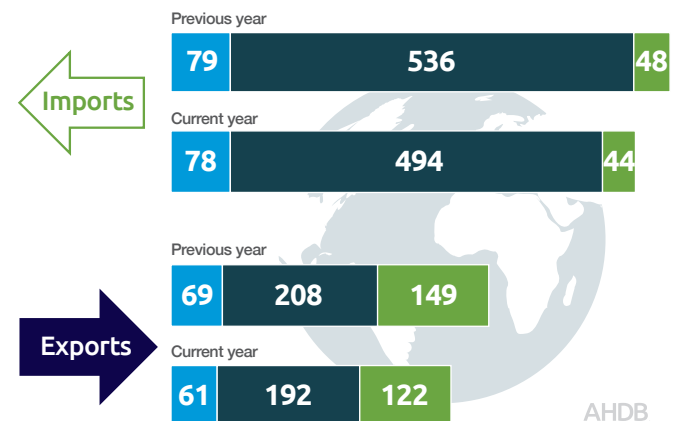


Source: Kantar, 52 w/e 21 Mar 21 and 22 Mar 20

Butter Fresh cream Cheese Yoghurt



## UK trade ('000 t)



Source: IHS Maritime & Trade - Global Atlas@ - HMRC

Butter Cheese Milk powders



Full year trade 2020 v 2019

Further publication of the trade data is prohibited unless permitted by IHS Maritime & Trade