

GB farm data as of 1 April 2023



7,500
producers

with



1.63 million
cows in milking herd

at an average yield of 7,580 litres per year

producing

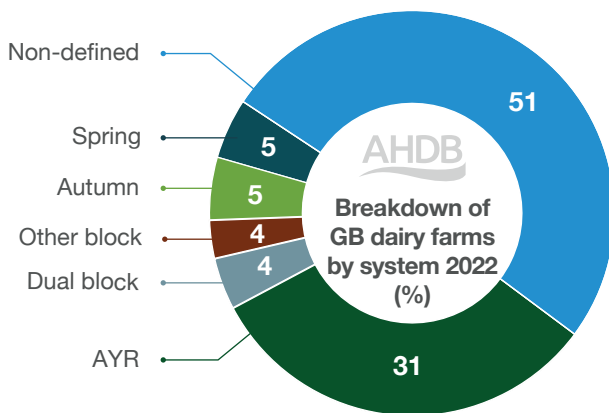


12.4 billion
litres per year

Note: Milk production figures based upon 2022/23 milk year
Source: AHDB, BCMS

GB milk production

Calving patterns



Spring block: 80% of registrations occur within 4 months from 1 Feb to 31 May
Autumn block: 80% of registrations occur within 4 months from 1 Aug to 30 Nov or 1 Sep to 31 Dec
Other block: 80% of registrations occur within 4 months other than defined in spring or autumn block
Dual block: 90% of registrations occur within the spring block or autumn block windows defined above.
AYR: Registrations are spread relatively evenly throughout the year, but that can be based on a 12-month, 11-month or 10-month calving system. 12-month means each month sees 3.3%-13.3% of annual registrations. 11-month means 4.1%-14.1% of annual registrations in 11 months of the year, and 10-month means 5%-15% of annual registrations in 10 months of the year.
Non-defined: covers any farm not falling into one of the other categories.
Source: BCMS, AHDB

Organic vs conventional milk (%) (2022/23 milk year)



Source: Defra, AHDB

Organic Conventional



UK milk utilisation

(2022/23 milk year)

Milk supply 14.2bn litres (%)



Source: Defra

Liquid milk Cheese Butter Milk powders
Yogurt Cream Other dairy products



UK production ('000 t)



Category	Production ('000 t)	YOY % change
Liquid	5,978	-1.2
Butter	203	-4.5
Cheese	515	3.3

Note: Volumes are 12-month totals for the 2022/23 milk year
Source: Defra

GB retail spend (£bn)

Current year



Previous year

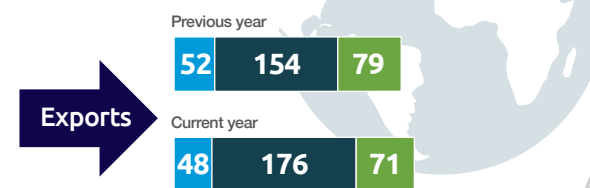
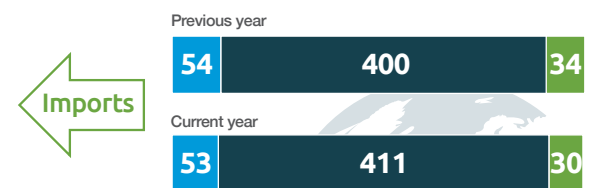


Note: GB retail spend, Cow's dairy, 52 w/e 20 Feb 2022, 52 w/e 19 Feb 2023
Source: Kantar

Butter Fresh cream Cheese Yogurt



UK trade ('000 t)



Butter Cheese Milk powders



Note: Full year trade 2022 vs 2021
Further publication of the trade data is prohibited, unless expressly permitted by Trade Data Monitor LLC
Source: UK HMRC compiled by Trade Data Monitor LLC