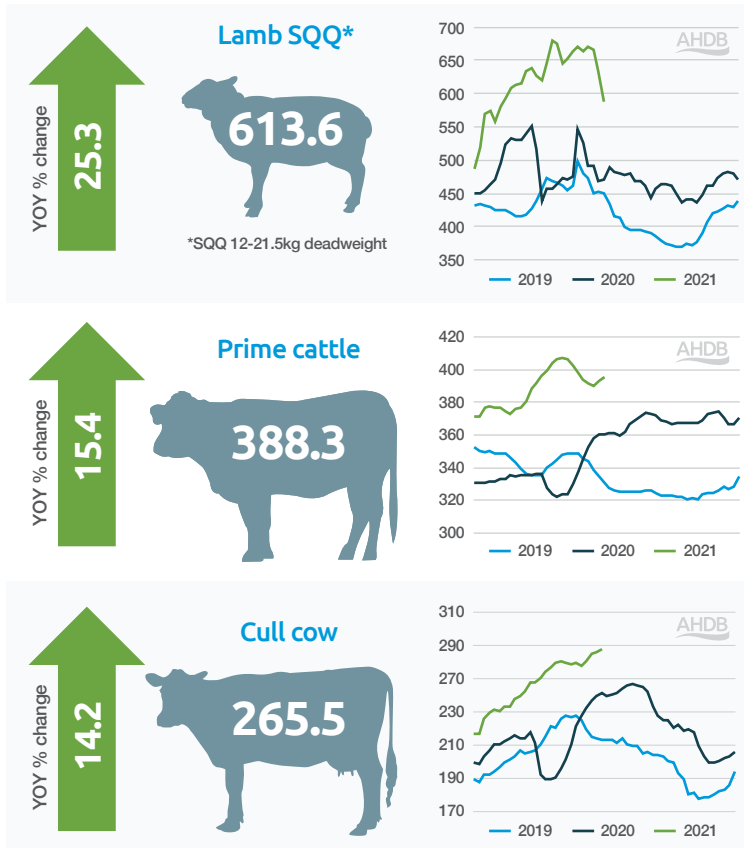


BEEF AND LAMB AT A GLANCE

Summer 2021

GB prices (p/kg deadweight)




UK slaughtering ('000 head)

	2020	2021
Prime cattle	1,025.8	996.1
Cows	311.5	298.2
Clean sheep	5,608.6	5,163.7

Source: Defra, 6-month totals ending Jun

UK production ('000 t)



Source: Defra, 6-month totals ending Jun

UK self-sufficiency (%)



Self-sufficiency = Production/consumption
 (where consumption is production + imports - exports)

Year on year % change shown in the triangle
 Source: AHDB. Calculations based on data from Defra, IHS Maritime & Trade - Global Trade Atlas@-HMRC

International prices (p/kg deadweight)

	Price (p/kg)	YOY % change
Northern Ireland R3 steers Source: LMC	385.5	13.1
Ireland R3 steers Source: EU Commission	342.0	9.1
New Zealand lamb Source: MLA	353.8	2.3
French lamb Source: EU Commission	631.4	11.3

Prices shown are 6-month averages for Jan-Jun 2021

UK trade (t)

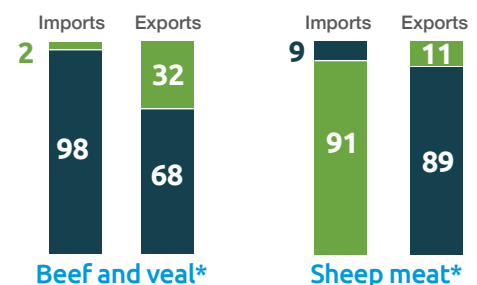


GB consumption

	Primary ('000 t)	Spend (£b)	Retail price YOY % change
Lamb	31.2	0.31	3.2
Beef	133.3	1.03	1.9

Source: Kantar, 24 w/e 11 July 2021, GB household consumption and spend
 Primary beef includes steaks, roasting joints, mince and stewing
 Primary lamb includes steaks, roasting joints, chops, mince, stewing and diced

UK trade (%) with the EU compared to the rest of the world



*Fresh and frozen (primary) product
 Source: IHS Maritime & Trade - Global Trade Atlas@/HMRC, 6-month totals ending Jun 2021
 Total fresh and frozen
 Further publication of the trade data is prohibited, unless expressly permitted by IHS Maritime & Trade

For more information go to ahdb.org.uk/beef/beef-markets and ahdb.org.uk/lamb/lamb-markets

