



BELGIUM

COUNTRY PROFILE

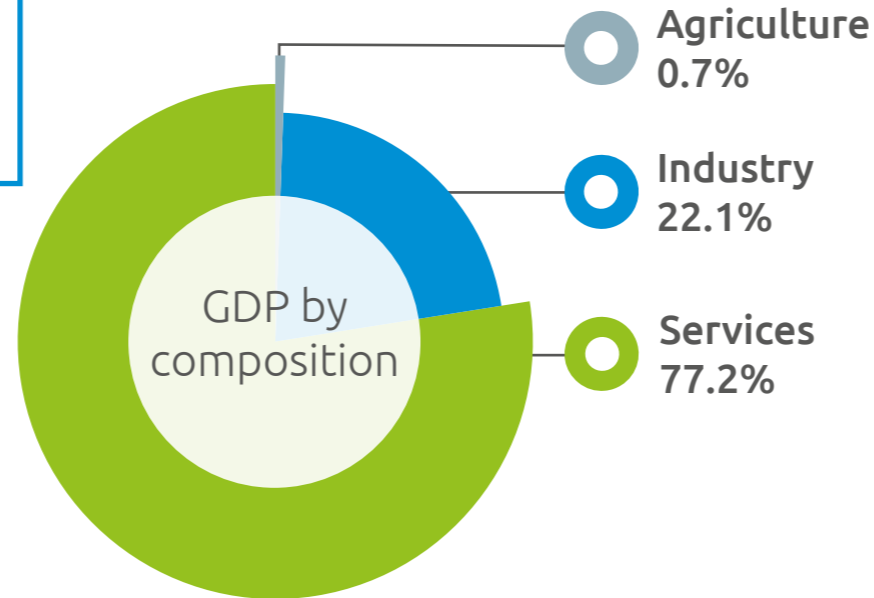


Currency
Euros

Internet connectivity
86.5%

Main Languages
**Dutch,
French,
German**

Population



GDP per capita
\$46,600

GDP growth rate
1.7%

Colruyt remains market leader and focused on providing an everyday low price offer

Consumption by capita (kg)

Beef & veal



Pig meat



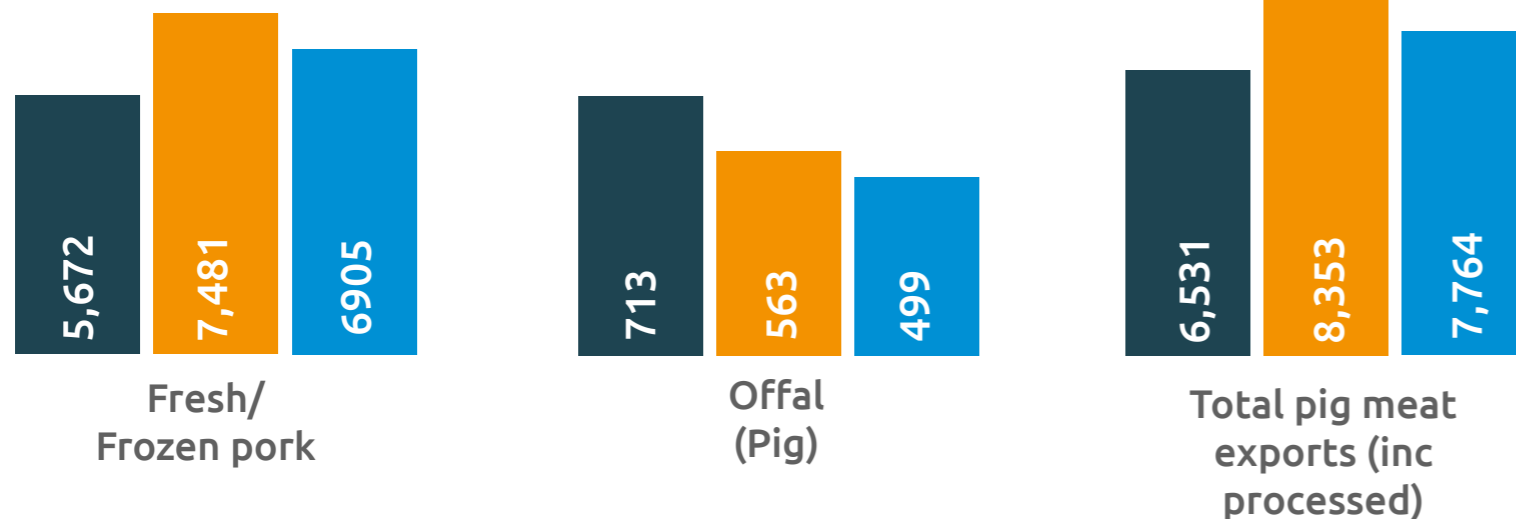
Poultry



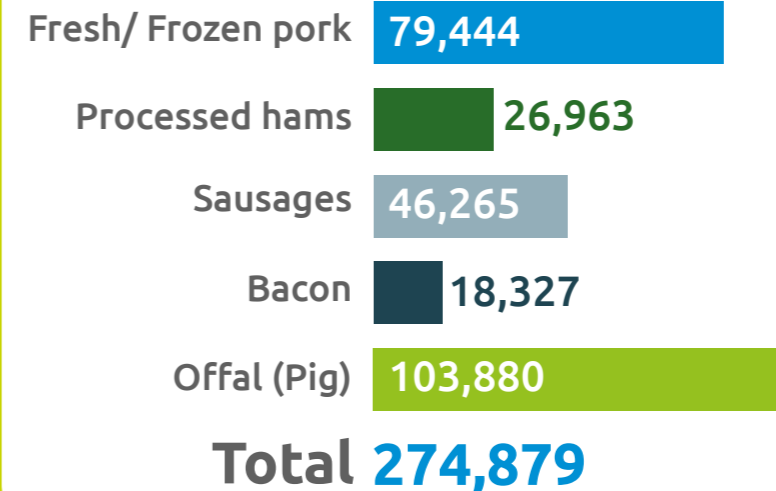
Franchising is a key part of grocery retailing for the major multiples in Belgium. Colruyt remains market leader and focused on providing an everyday price offer low

UK Pig Meat Exports (Tonnes)

2016 2017 2018



Pig Imports (Tonnes) 2017



Sources

- CIA: The World Factbook, 2019
- Danish Agricultural and Food Council, Statistics 2017 Pigmeat
- IHS Maritime & Trade - Global Trade Atlas @/UK HMRC 2018: Further publication of the trade data is prohibited, unless expressly permitted by IHS Maritime & Trade.
- OECD, Meat Consumption 2019

	Latest update Year
GDP growth rate	2017
GDP per capita	2017
Agriculture	2017
Industry	2017
Services	2017
Currency	2018
Capital	2018
Main Languages	2018
Population	2018
Internet Connectivity	2016
Consumption per Capita	2017
Beef and veal	2017
Poultry	2017
Pig meat	2017
Trade data	2018
Retail Fact 1	2017
Retail Fact 2	2017
UK Exports	2018
Country Imports	2018