



# GERMANY

## COUNTRY PROFILE

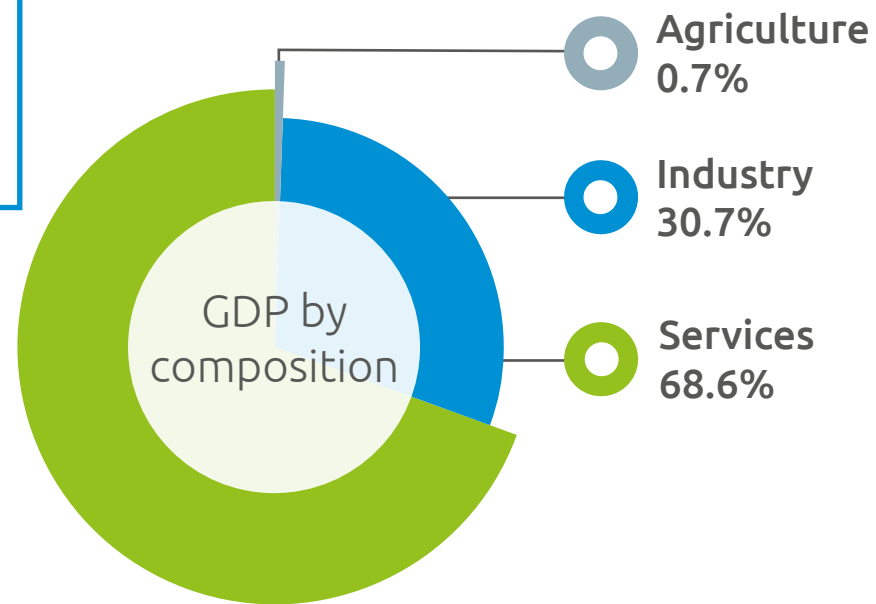


Currency  
**Euros**

Internet connectivity  
**89.6%**

Main Languages  
**German,**  
Official minority  
**Danish, Frisian,**  
**Sorbian, Romany**

Population



GDP per capita  
**\$50,800**

GDP growth rate  
**2.5%**

Consumption by capita (kg)

Beef & veal



Pig meat



Poultry



Private label penetration is expected to increase further, particularly in the growing areas such as organic (BIO) & free from

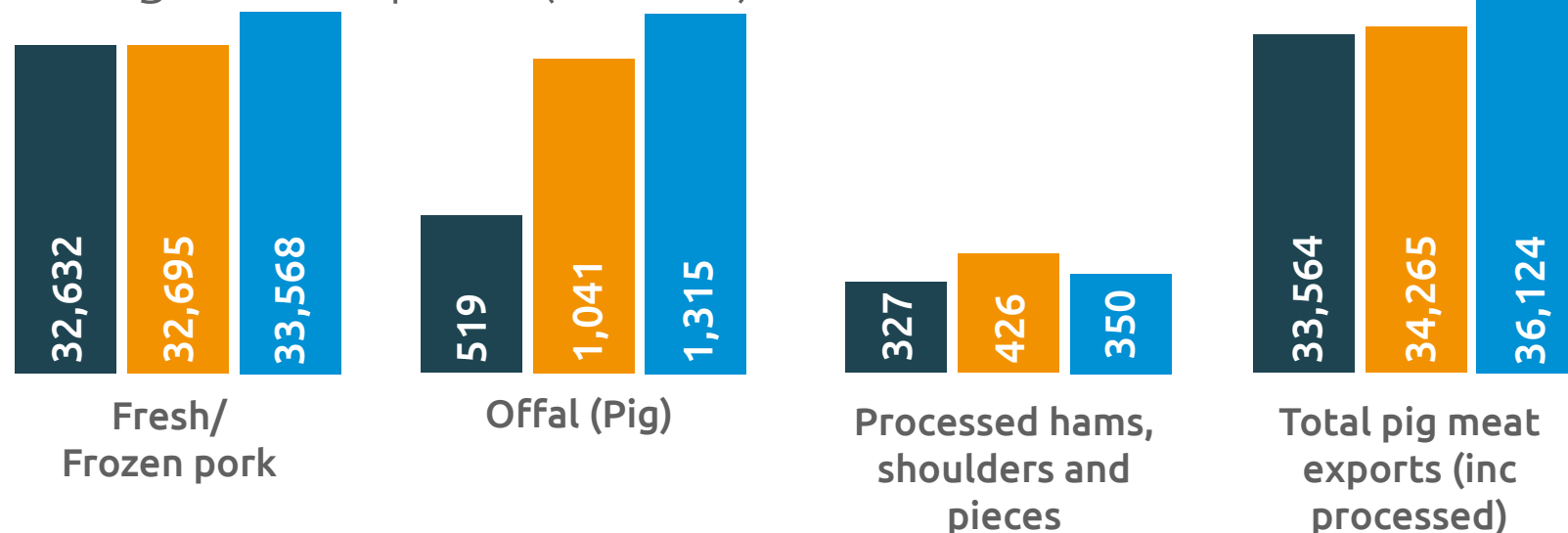
### Sources

- CIA: The World Factbook, 2019
- Danish Agricultural and Food Council, Statistics 2017 Pigmeat
- IHS Maritime & Trade - Global Trade Atlas @/UK HMRC 2018: Further publication of the trade data is prohibited, unless expressly permitted by IHS Maritime & Trade.
- OECD, Meat Consumption 2019

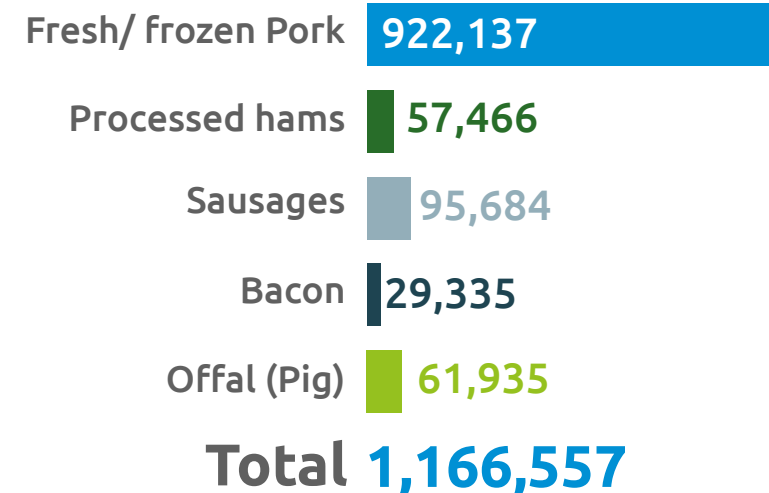
E-commerce is gaining traction in the German market, which has so far not been implemented as fast as in some other European markets

### UK Pig Meat Exports (Tonnes)

2016 2017 2018



### Pig Imports (Tonnes) 2017



	Latest update Year
GDP growth rate	2017
GDP per capita	2017
Agriculture	2017
Industry	2017
Services	2017
Currency	2018
Capital	2018
Main Languages	2018
Population	2018
Internet Connectivity	2016
Consumption per Capita	2017
Beef and veal	2017
Poultry	2017
Pig meat	2017
Trade data	2018
Retail Fact 1	2017
Retail Fact 2	2017
UK Exports	2018
Country Imports	2018