

IRELAND

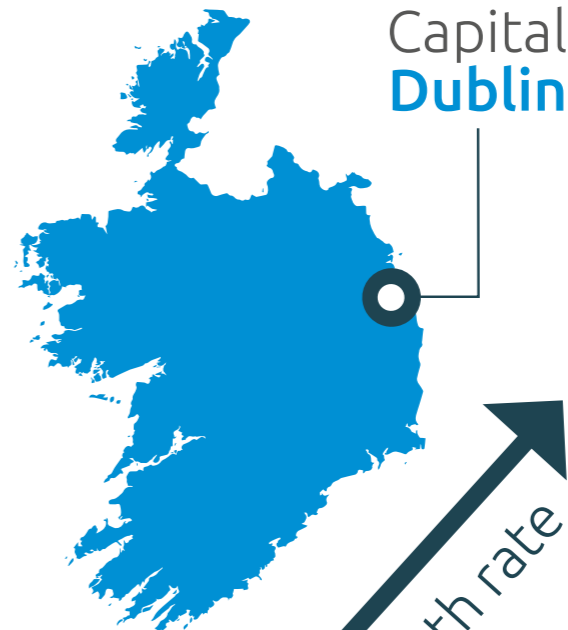

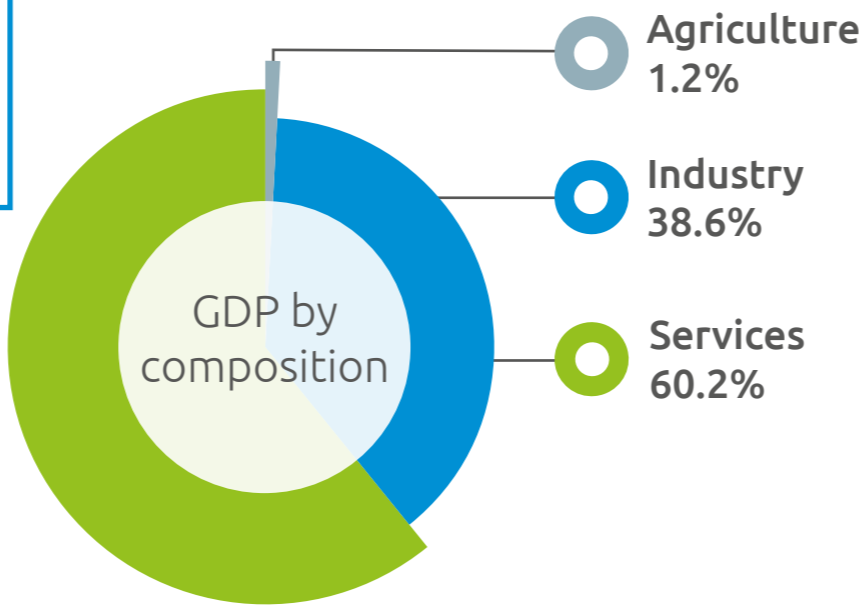
COUNTRY PROFILE

Currency
Euros

Internet connectivity
82.2%

Main Languages
English, Irish / Gaelic

Population
5,068,050



GDP per capita
\$73,200

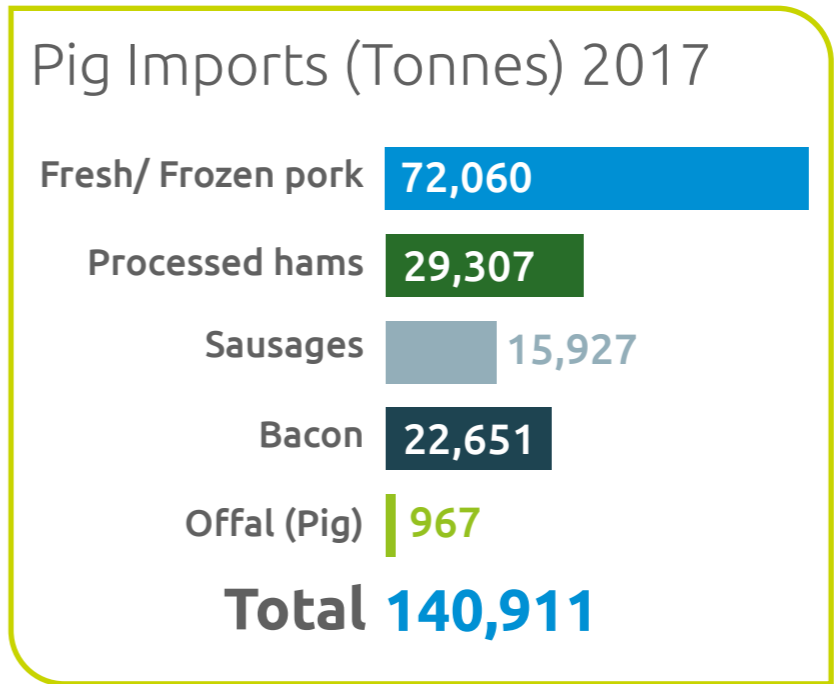
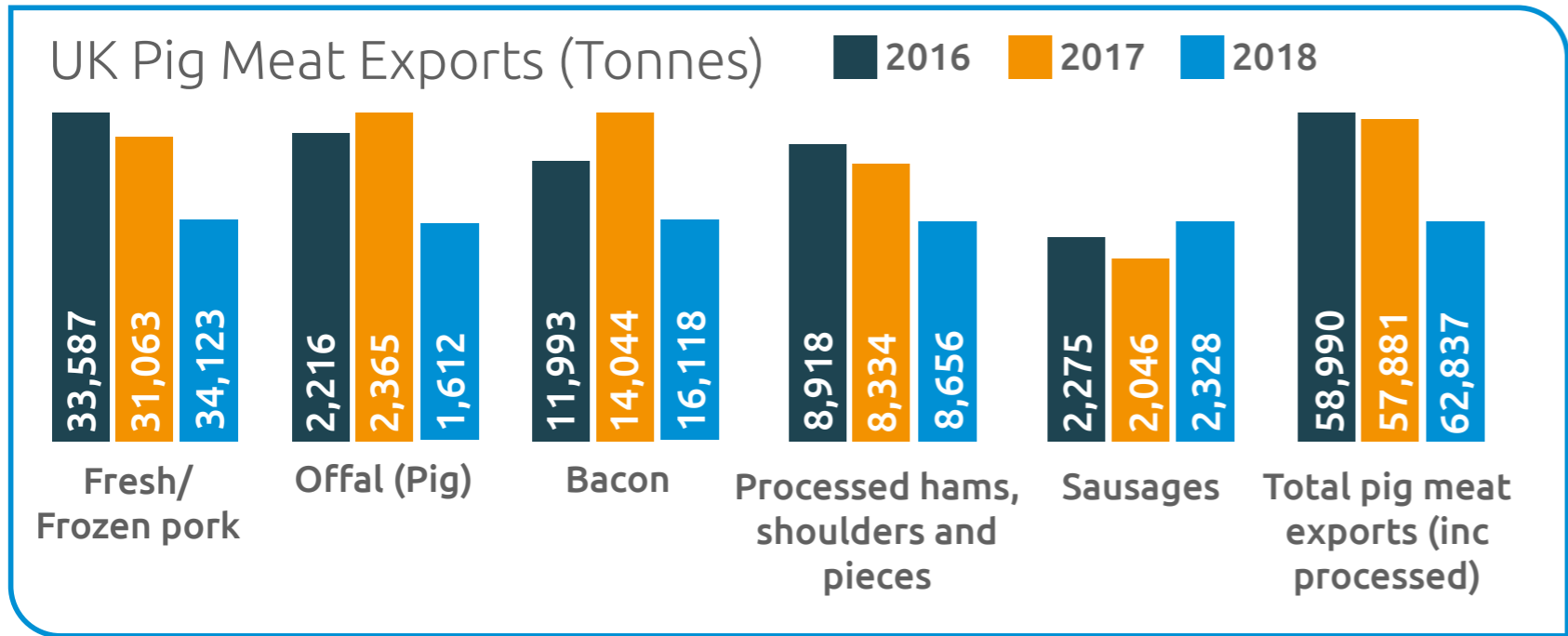
GDP growth rate
7.2%

With a strong agricultural sector, there is considerable demand from shoppers for Irish sourced products

Sources

- CIA: The World Factbook, 2019
- Danish Agricultural and Food Council, Statistics 2017 Pigmeat
- IHS Maritime & Trade - Global Trade Atlas @/UK HMRC 2018: Further publication of the trade data is prohibited, unless expressly permitted by IHS Maritime & Trade.
- OECD, Meat Consumption 2019

The Irish grocery market is highly competitive with little to separate the market shares of Musgrave, Tesco and Dunnes



	Latest update Year
GDP growth rate	2017
GDP per capita	2017
Agriculture	2017
Industry	2017
Services	2017
Currency	2018
Capital	2018
Main Languages	2018
Population	2018
Internet Connectivity	2016
Consumption per Capita	2017
Beef and veal	2017
Poultry	2017
Pig meat	2017
Trade data	2018
Retail Fact 1	2017
Retail Fact 2	2017
UK Exports	2018
Country Imports	2018