

US

COUNTRY PROFILE

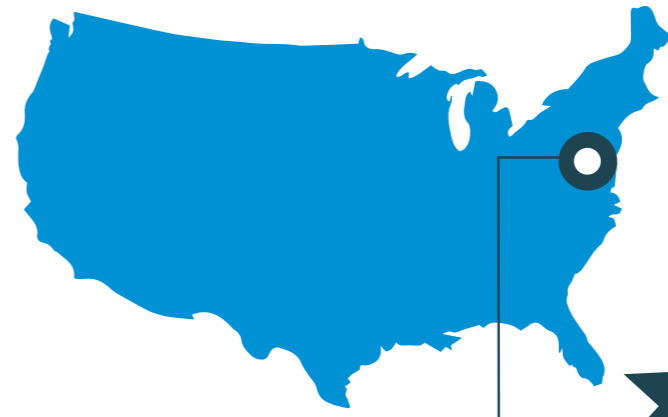
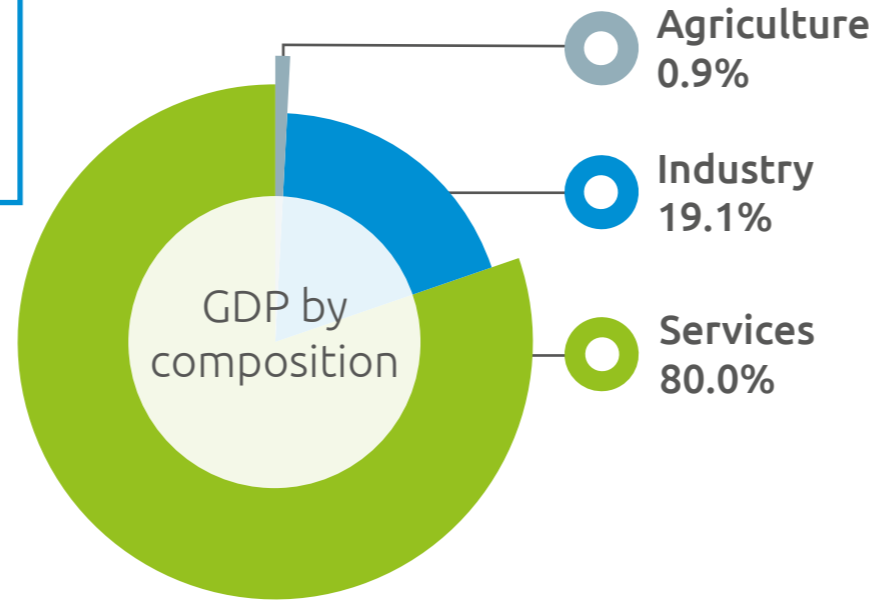


Currency
US Dollars

Internet connectivity
76.2%

Main Languages
English, Spanish

Population



Capital
Washington DC

GDP per capita
\$59,800

GDP growth rate
2.2%

Consumption by capita (kg)


Beef & veal



Pig meat



Poultry



Grocery e-commerce is being rolled out at pace, primarily through the click and collect model

Sources

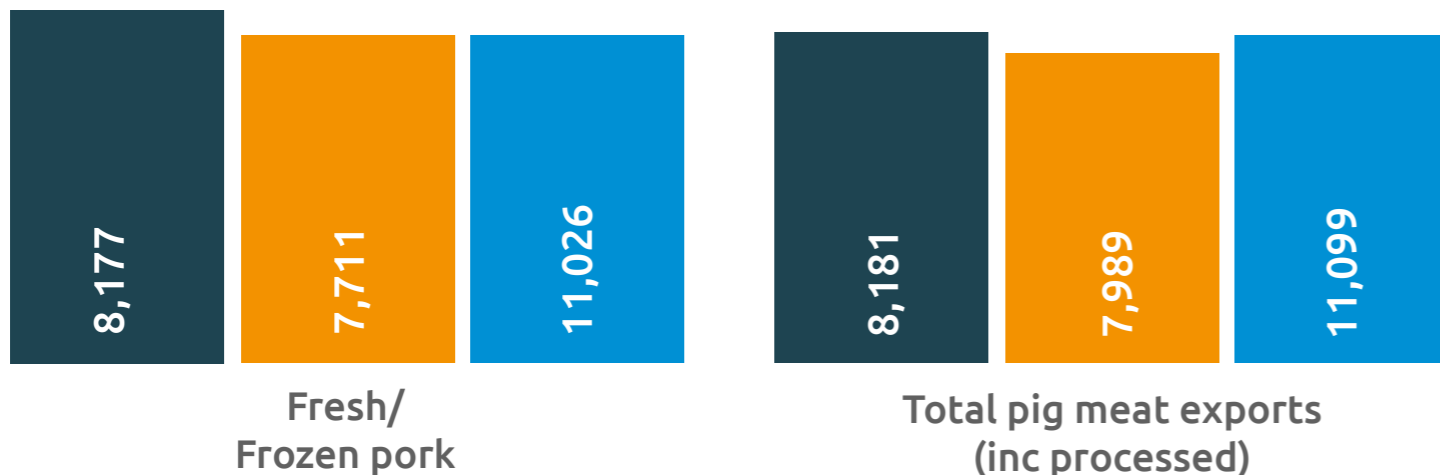
- CIA: The World Factbook, 2019
- Danish Agricultural and Food Council, Statistics 2017 Pigmeat
- IHS Maritime & Trade - Global Trade Atlas @/UK HMRC 2018: Further publication of the trade data is prohibited, unless expressly permitted by IHS Maritime & Trade.
- OECD, Meat Consumption 2019

	Latest update Year
GDP growth rate	2017
GDP per capita	2017
Agriculture	2017
Industry	2017
Services	2017
Currency	2018
Capital	2018
Main Languages	2018
Population	2018
Internet Connectivity	2016
Consumption per Capita	2017
Beef and veal	2017
Poultry	2017
Pig meat	2017
Trade data	2018
Retail Fact 1	2017
Retail Fact 2	2017
UK Exports	2018
Country Imports	2018

Walmart is the largest grocery retailer with c. 20% share of the market, the same size as the next 5 biggest retailers combined

Total Pig Meat (inc processed)

2016 2017 2018



Pig Imports (Tonnes) 2018

