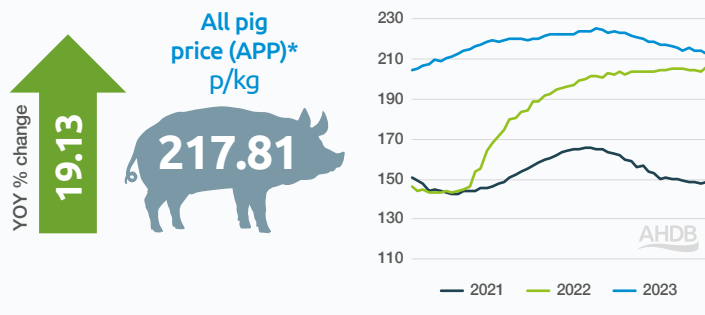
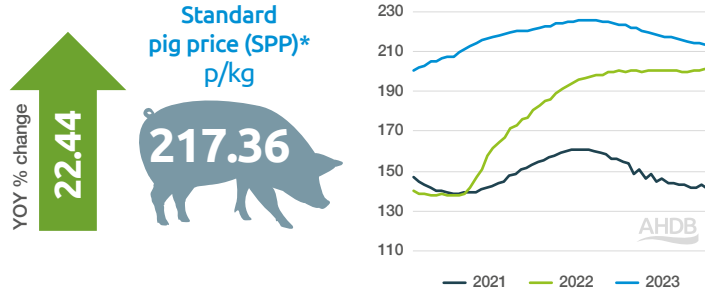


## GB prices



\*EU spec prices  
Price quoted is 12-month average for Jan-Dec 23  
Graph shows weekly prices

## UK slaughtering (head)

	2021	2022	2023
Clean pigs	11,264,242	11,174,806	10,061,001
Sows and adult boars	255,571	247,925	211,418


Source: Defra, 12-month totals ending Dec

## UK self-sufficiency (%)

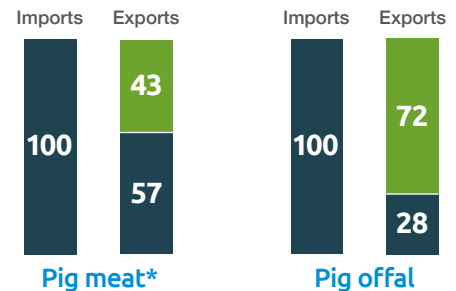
2021	2022	2023
<b>64.5</b>	<b>62.4</b>	<b>58.0</b>

Self-sufficiency = Production/consumption (where consumption is production + imports - exports)  
Source: AHDB. Calculations based upon data from Defra, UK HMRC compiled by Trade Data Monitor LLC

## UK trade (t)



## UK trade (%) with the EU compared to the rest of the world



Source: UK HMRC compiled by Trade Data Monitor LLC  
Year ending Dec 23

\*Pig meat = fresh/frozen pork, bacon, processed hams and sausages  
Further publication of the trade flow information is prohibited unless expressly permitted by Trade Data Monitor LLC

## Global prices (p/kg deadweight)

	Price (p/kg)	YOY % change
EU-ex UK Grade E pig*	<b>198.01</b>	<b>25.9</b>
German sow price*	<b>165.64</b>	<b>53.2</b>
US barrow/gilt*	<b>104.11</b>	<b>-18.4</b>
Global pork export price**	<b>229.13</b>	<b>1.7</b>

\* Data 12-month average Jan 23-Dec 23

\*\* Data 12-month average Jan 23-Dec 23. Based upon EU, Brazil, Canada and US exports.

## GB retail sales

	Total primary and processed ('000 t)	Spend (£b)	Retail price YOY % change
Primary	<b>673.5</b>	<b>0.84</b>	<b>18.2</b>
Processed		<b>4.09</b>	<b>10.5</b>

Source: Kantar, 52 w/e 24 Dec 2023, GB household consumption and spend  
Primary pork includes steaks, roasting joints, chops, mince, belly and pork ribs  
Processed pork includes bacon, gammon, burgers/ grills, sausages and sliced cooked meats

For more information go to [ahdb.org.uk/pork/pork-markets](https://ahdb.org.uk/pork/pork-markets)