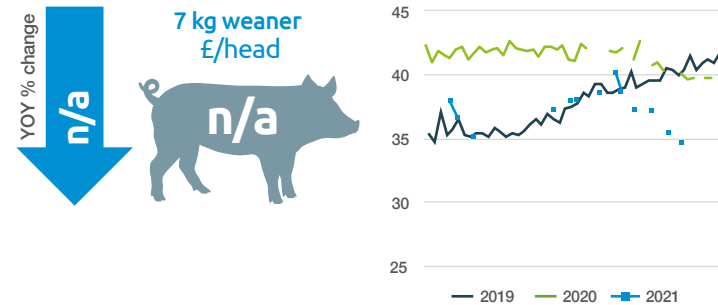
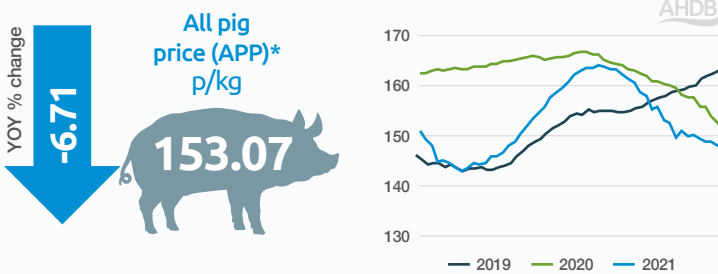
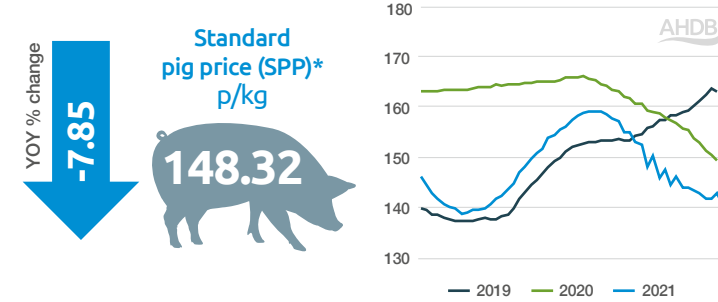


## GB prices



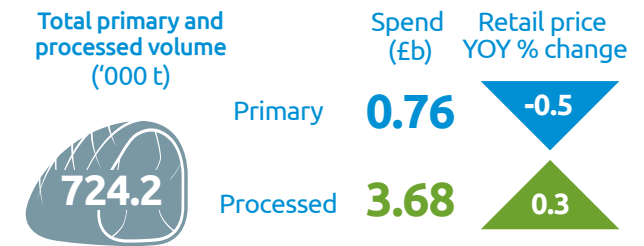
\*EU spec prices  
Prices quoted are 12-month averages for Jan-Dec 2021  
No price available for weaners  
Graphs show weekly prices

## Global prices (p/kg deadweight)

		YOY % change
<b>EU-ex UK grade E pig</b>	<b>122.96</b>	<b>-13.4</b>
Source: EU Commission		
<b>German sow price</b>	<b>88.15</b>	<b>-15.0</b>
Source: AMI		
<b>US barrow/gilt</b>	<b>107.59</b>	<b>45.2</b>
Source: USDA		
<b>Global pork export price*</b>	<b>204.96</b>	<b>-4.8</b>

\*Based upon EU, Brazil, Canada and US exports  
Prices quoted are 12-month averages Jan-Dec 2021  
Source: AHDB / IHS Maritime & Trade – Global Trade Atlas®

## GB retail sales



Source: Kantar, 52 w/e 26 Dec 2021, GB household consumption and spend  
Primary pork includes steaks, roasting joints, chops, mince, diced, belly and pork ribs  
Processed pork includes bacon, gammon, burgers/grills, sausages and sliced cooked meats

## UK slaughterings (head)

	2019	2020	2021
<b>Clean pigs</b>	10,862,108	10,923,431	11,136,415
<b>Sows and adult boars</b>	244,566	241,489	242,564

Source: Defra, 12-month totals ending Dec

## UK self-sufficiency (%)

2021	2020	2019
<b>64.4</b>	<b>62.5</b>	<b>58.1</b>

Self sufficiency = Production/consumption  
(where consumption is production + imports - exports)

Source: AHDB, calculations based upon data from Defra, IHS Maritime & Trade – Global Trade Atlas®/HMRC

## UK trade (t)



## UK trade (%) with the EU compared to the rest of the world



\*Pig meat = fresh/frozen pork, bacon, processed hams and sausages  
Source: IHS Maritime & Trade – Global Trade Atlas® – HMRC, 12-month totals ending Dec 2021  
Further publication of the trade data is prohibited, unless expressly permitted by IHS Maritime & Trade

For more information go to [ahdb.org.uk/pork/pork-markets](http://ahdb.org.uk/pork/pork-markets)