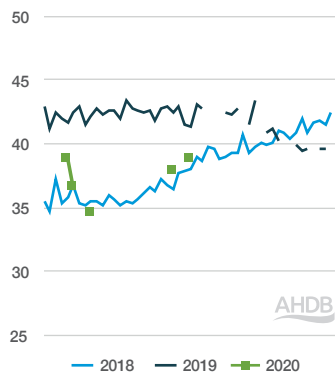
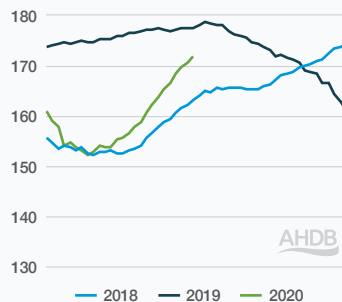
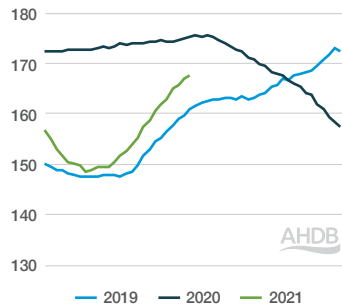


GB prices



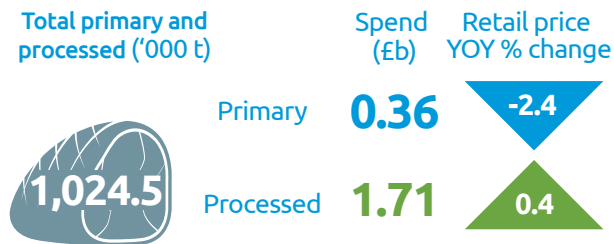
*EU spec prices
Prices quoted are 6-month averages for Jan-Jun 21
Graphs show monthly prices
Please note weaner prices are based on limited available weekly prices

Global prices (p/kg deadweight)

		YOY % change
EU-ex UK grade E pig*	128.55	-17.4
Source: EU Commission		
German sow price*	96.62	-24.6
Source: AMI		
US barrow/gilt*	108.28	51.9
Source: USDA		
Global pork export price**	207.60	-7.4
Source: AHDB / IHS Maritime & Trade – Global Trade Atlas®		

*Prices shown are 6-month averages for Jan-Jun 2021
**Price shown is 5-month average for Jan-May 2021. Based upon EU, Brazil, Canada and US exports.

GB consumption



Source: Kantar, 24 w/e 11 Jul 2021, GB household consumption and spend
Primary pork includes steaks, roasting joints, chops, mince, belly and pork ribs
Processed pork includes bacon, gammon, burgers/ grills, sausages and sliced cooked meats

UK slaughterings (head)

	2019	2020	2021
Clean pigs	5,245,581	5,310,402	5,625,368
Sows and adult boars	122,984	117,973	126,333

Source: Defra, 6-month totals ending Jun

UK self-sufficiency (%)

2020	2019	2018
62.5	58.1	53.9

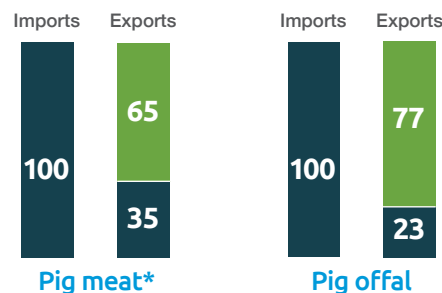
Self sufficiency = Production/consumption
(where consumption is production + imports - exports)

Self-sufficiency = Production/consumption (where consumption is production + imports - exports)
Source: AHDB. Calculations based upon data from Defra, IHS Maritime & Trade – Global Trade Atlas®/HMRC

UK trade (t)



UK trade (%) with the EU compared to the rest of the world



Source: IHS Maritime & Trade – Global Trade Atlas® - HMRC
Six-month totals ending Jun 2021

*Pig meat = fresh/frozen pork, bacon, processed hams and sausage

Further publication of the trade data is prohibited, unless expressly permitted by IHS Maritime & Trade

For more information go to ahdb.org.uk/pork/pork-markets