




Antibiotic usage data in pigs from the electronic Medicines Book (eMB): 2019

Scope and limitations of the data

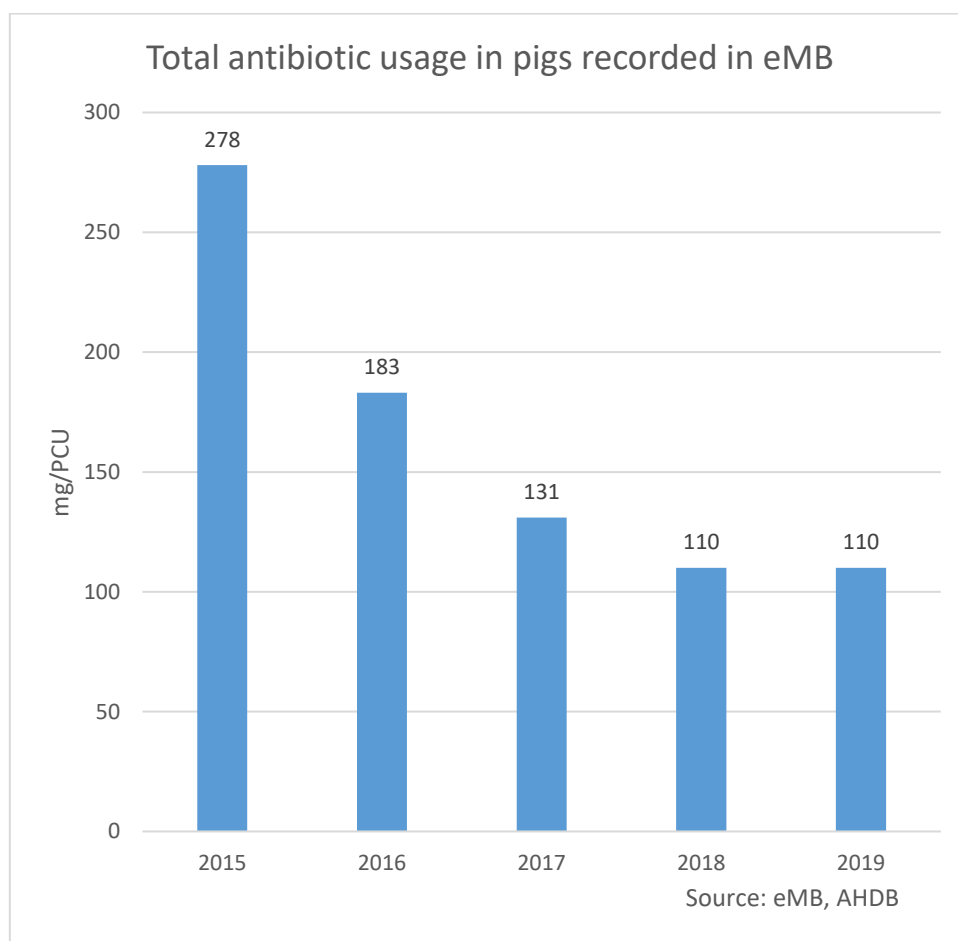
1. These data are national, aggregated figures for antibiotic usage calculated from individual unit data held in the eMB for pig farms across the UK. eMB uptake to date has been voluntary and this sample may not be representative for the whole of the UK.
2. In terms of UK pig production, these eMB data cover 95% of slaughter pigs for 2019 (slaughter pig data sourced from AHDB MI).
3. The data are inputted by producers and, although clear outliers have been identified and queried, AHDB is not able to validate every individual producer's data. However, at a national, aggregated level, the data provide an estimation of national usage and allow year-on-year comparisons to be made.
4. These data were extracted from eMB on 19 May 2020 and these figures will now be fixed as the reference levels for 2019. Producers may still add 2019 data to eMB for their own usage, but data entered or modified after this date will not be used to further amend the national aggregated figures.
5. The eMB database and the calculations within it are regularly subjected to a series of quality assurance checks to ensure national aggregated figures are as accurate as possible. As a result of this process, the eMB system is continuing to develop and work to further improve data accuracy is ongoing.
6. The calculations used for the eMB data are in-line with the methods used by the European Surveillance of Veterinary Antimicrobial Consumption (ESVAC) project, to allow comparisons to be made with European counterparts.

	Name and title	Signature	Date
Prepared by	Jennifer Newman Animal Health and Welfare Scientist (data)		26/05/2020
Reviewed by	Mandy Nevel Head of Animal Health & Welfare		26/05/2020
Approved by	Angela Christison Sector Strategy Director – Pork		27/05/2020

Total antibiotic usage recorded in eMB

Total recorded antibiotic usage in pigs remained at 110 mg/PCU (milligrams per population correction unit) in 2019, compared to 2018.

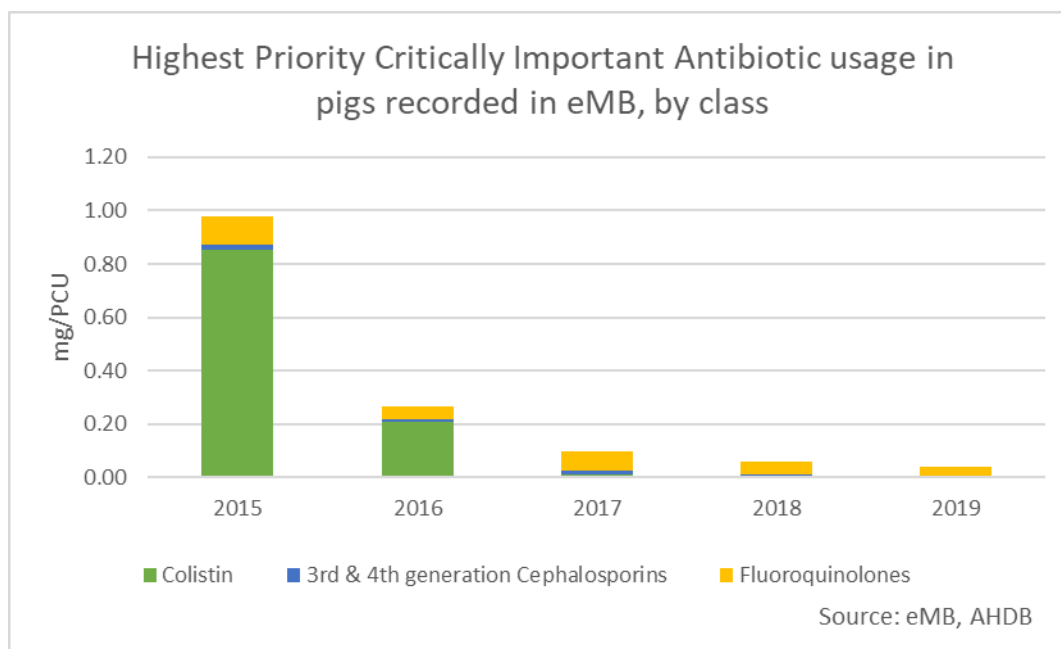
	mg/PCU	Year-on-year change
2015	278	
2016	183	-34%
2017	131	-28%
2018	110	-16%
2019	110	0%



Highest Priority Critically Important Antibiotic (HP-CIA) usage recorded in eMB

HP-CIA usage recorded in pigs fell to 0.04mg/PCU in 2019 from 0.06mg/PCU in 2018.

	HP-CIAs (mg/PCU)	Colistin (mg/PCU)
2015	1.0	0.9
2016	0.3	0.2
2017	0.1	0.012
2018	0.06	0.004
2019	0.04	0.002



Antibiotic usage recorded in eMB by active ingredient

HP-CIAs represented just 0.04% of usage recorded in eMB for 2019.

