




Antibiotic usage data in pigs from the electronic Medicines Book (eMB): 2020

Scope and limitations of the data

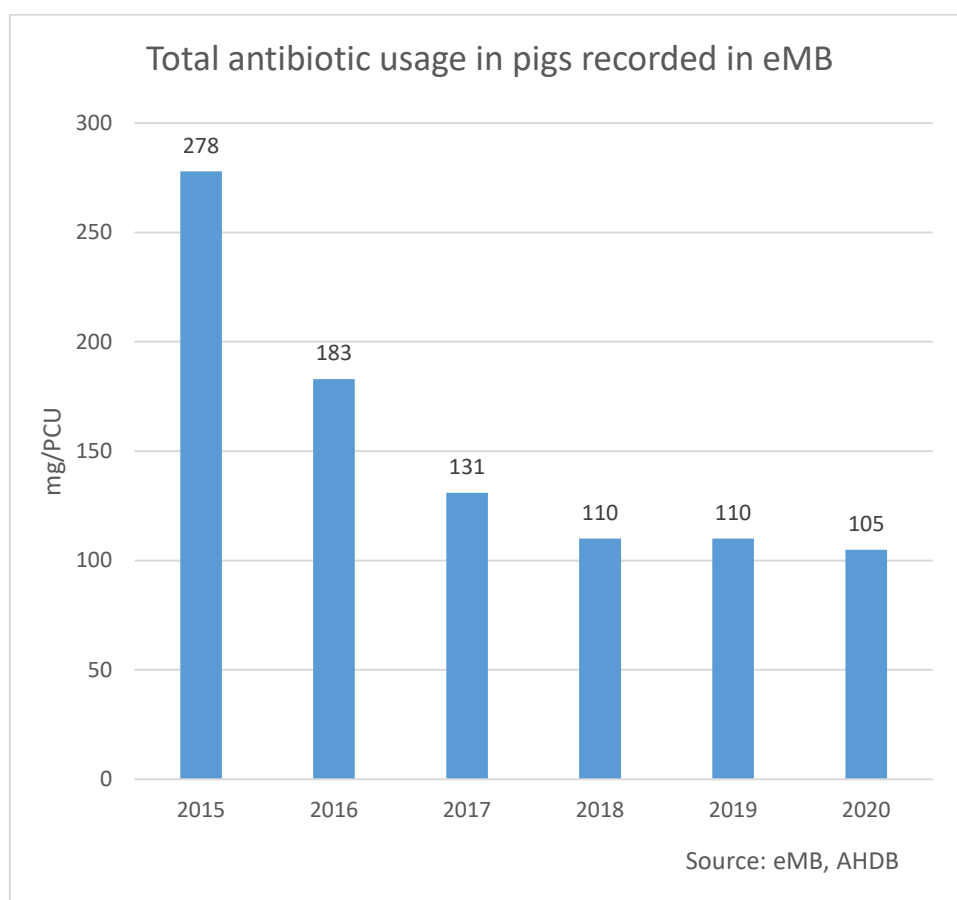
1. These data are national, aggregated figures for antibiotic usage calculated from individual unit data held in the eMB for pig farms across the UK. eMB uptake to date has been voluntary and this sample may not be representative for the whole of the UK.
2. In terms of UK pig production, these eMB data cover over 95% of slaughter pigs for 2020 (slaughter pig data sourced from AHDB MI).
3. The data are inputted by producers and, although clear outliers have been identified and queried, AHDB is not able to validate every individual producer's data. However, at a national, aggregated level, the data provide an estimation of national usage and allow year-on-year comparisons to be made.
4. These data were extracted from eMB on 7 June 2021 and these figures will now be fixed as the reference levels for 2020. Producers may still add 2020 data to eMB for their own usage, but data entered or modified after this date will not be used to further amend the national aggregated figures.
5. The eMB database and the calculations within it are regularly subjected to a series of quality assurance checks to ensure national aggregated figures are as accurate as possible. As a result of this process, the eMB system is continuing to develop and work to further improve data accuracy is ongoing.
6. The calculations used for the eMB data are in-line with the methods used by the European Surveillance of Veterinary Antimicrobial Consumption (ESVAC) project, to allow comparisons to be made with European counterparts.

	Name and title	Signature	Date
Prepared by	Jennifer Newman Animal Health and Welfare Scientist (data)		09/06/2021
Reviewed by	Mandy Nevel Head of Animal Health & Welfare		09/06/2021
Approved by	Angela Christison Sector Strategy Director – Pork		10/06/2021

Total antibiotic usage recorded in eMB

Total recorded antibiotic usage in pigs reduced by 5% from 110mg/PCU in 2019 to 105mg/PCU in 2020 (milligrams per population correction unit).

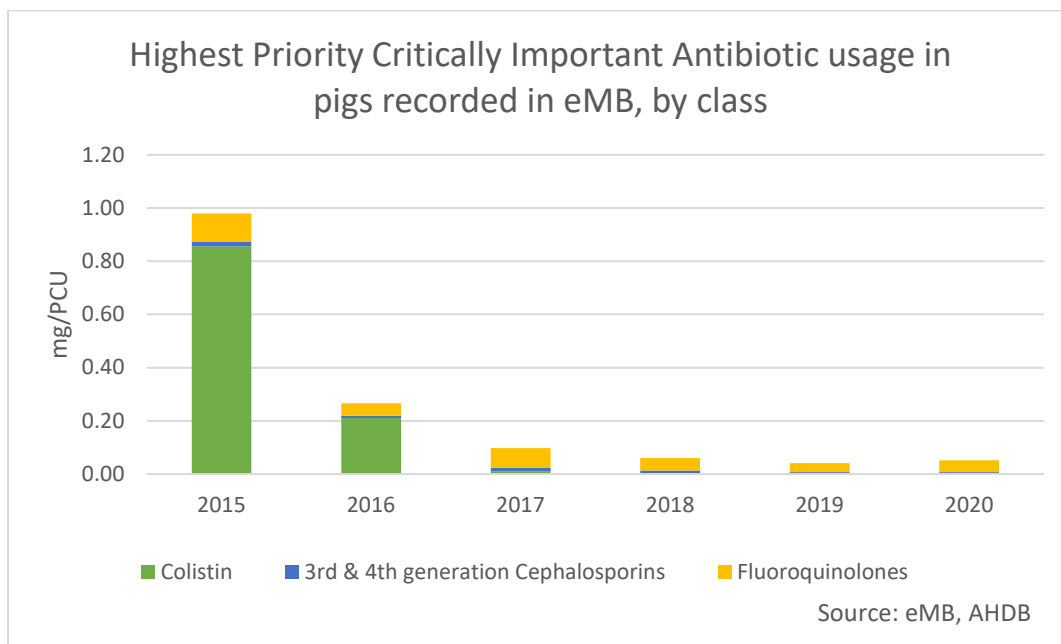
	mg/PCU	Year-on-year change
2015	278	
2016	183	-34%
2017	131	-28%
2018	110	-16%
2019	110	0%
2020	105	-5%



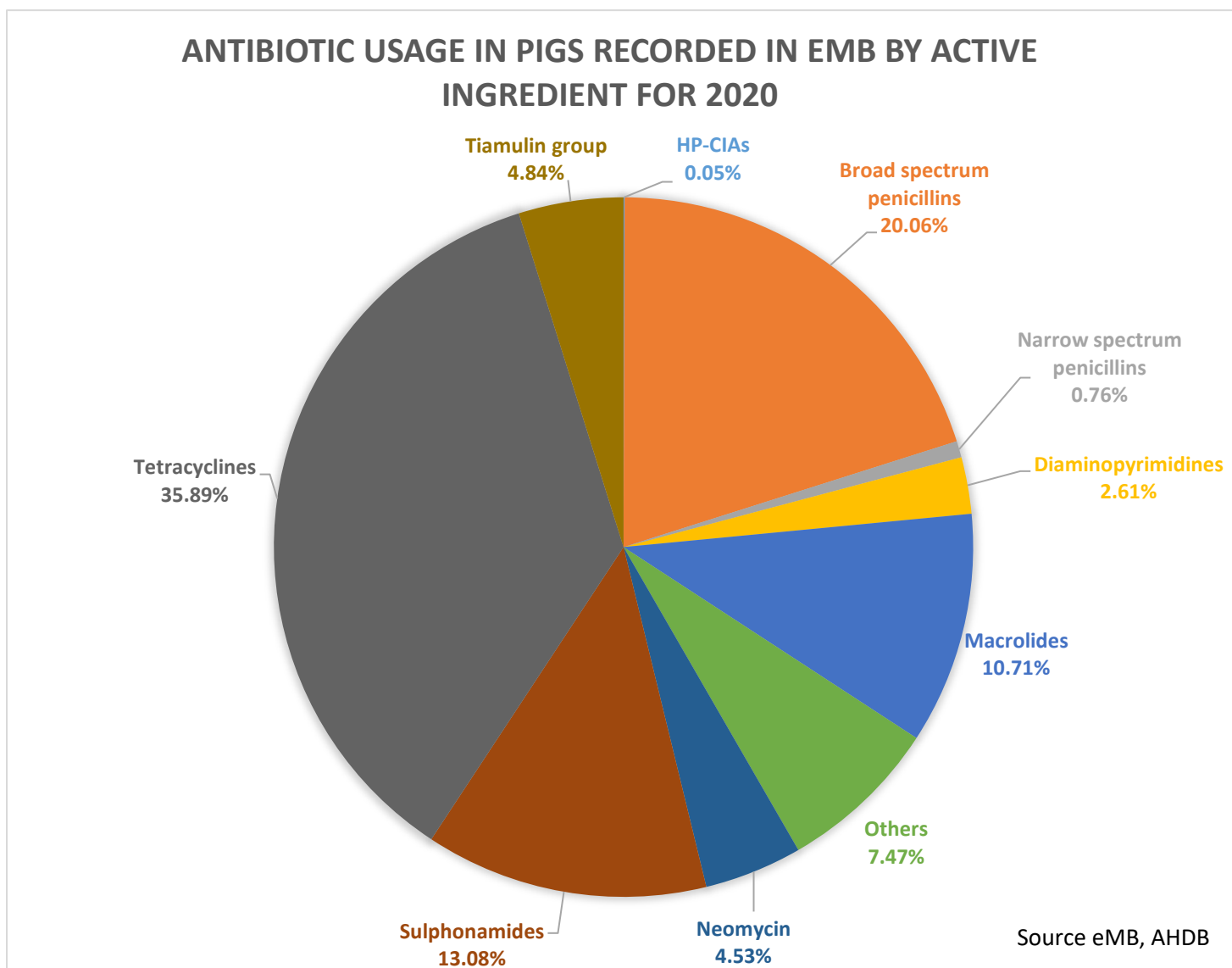
Highest Priority Critically Important Antibiotic (HP-CIA) usage recorded in eMB

Use of highest priority critically important antibiotics remains at a very low level, although a slight increase from 0.04 mg/PCU to 0.05 mg/PCU has been recorded in 2020. No Colistin use has been reported in pigs in 2020.

	HP-CIAs (mg/PCU)	Colistin (mg/PCU)
2015	1.0	0.9
2016	0.3	0.2
2017	0.1	0.012
2018	0.06	0.004
2019	0.04	0.002
2020	0.052	0



Antibiotic usage recorded in eMB by active ingredient



The HP-CIAs segment includes Colistin, third and fourth generation cephalosporins and fluoroquinolones, as defined by the European Medicines Agency.

Note that in previous years Neomycin has been included in the “Others” section, but as its use has increased steadily, we have highlighted it. The “Others” segment includes amphenicols, lincosamides, spectinomycin and aminoglycosides other than Neomycin.